

CEAR



MOTORI ELETTRICI A CORRENTE CONTINUA PER APPLICAZIONI INDUSTRIALI

DIRECT CURRENT ELECTRIC MOTORS FOR INDUSTRIAL APPLICATIONS

SERIE MGL NON COMPENSATI


GRANDEZZE 80 - 100 (2 POLI)
GRANDEZZA 112 - 160 (4 POLI)

POTENZE DA 1,6 A 73 KW (a 1500 rpm)
COPPIE DA 10 A 460 Nm

MGL SERIES UNCOMPENSATED

SIZE 80 - 100 (2 POLES)
SIZE 112 - 160 (4 POLES)

POWER FROM 1.6 TO 73 KW (at 1500 rpm)
TORQUE FROM 10 TO 460 Nm





MOTORI ELETTRICI A CORRENTE CONTINUA DIRECT CURRENT ELECTRIC MOTORS

Indice	Index	
Produzione CEAR.....	CEAR production.....	Pag. 3
Isolamento.....	Insulation.....	Pag. 4
Rappresentazione grafica.....	Graphical representation.....	Pag. 5
Lista componenti.....	Parts list.....	Pag. 6
Forme costruttive.....	Construction form.....	Pag. 7
Metodi di raffreddamento.....	Methods of cooling.....	Pag. 9
Tipi di servizio.....	Duty types.....	Pag. 11
Caratteristiche generali.....	General characteristics.....	Pag. 15
Grafici selezione motori.....	Graphics motor selection.....	Pag. 16
Motori taglia MGL 80.....	Motors size MGL 80	Pag. 18
Motori taglia MGL 100	Motors size MGL 100.....	Pag. 30
Disegni d'ingombro MGL 80-100.....	Motors dimensions MGL 80-100.....	Pag. 45
Motori taglia MGL 112	Motors size MGL 112.....	Pag. 46
Motori taglia MGL 132	Motors size MGL 132	Pag. 58
Motori taglia MGL 160.....	Motors size MGL 160.....	Pag. 70
Disegni d'ingombro MGL 112-132-160.....	Motors dimensions MGL 112-132-160.....	Pag. 91
Tolleranze su quote di accoppiamento.....	Tolerances of connecting dimensions.....	Pag. 92
Tolleranze su quote di accoppiamento.....	Tolerances of connecting dimensions.....	Pag. 93
Piazzamento-Quote ausiliarie.....	Placement-Auxiliary dimension.....	Pag. 94
Tabella quote per bocchette di ventilazione separata.....	Dimensions table of adapted openings for..... separated ventilation	Pag. 95
Richiesta di assistenza e parti..... di ricambio	Inquiry of assistance and spare parts.....	Pag. 96



MOTORI ELETTRICI A CORRENTE CONTINUA DIRECT CURRENT ELECTRIC MOTORS

PRODUZIONE CEAR

Tutte le macchine costruite dalla ditta CEAR sono conformi alle norme CEI EN 60034-1 classificazione 2-3 fascicolo n°11111 (data di pubblicazione 2011), per le macchine elettriche rotanti ed alle raccomandazioni internazionali IEC.

Il collaudo viene eseguito su ogni macchina, secondo quanto stabilito dalle suddette norme, onde accertarne il corretto funzionamento.

Sono inoltre considerate esecuzioni rispondenti a particolari esigenze delle ditte committenti nel rispetto di eventuali normative estere e della buona regola d'arte.

CEAR PRODUCTION

All motors made by company CEAR are in accordance with the norms CEI EN 60034-1 classification 2-3 fasc. n°11111 (publication date 2011), for the electrical rotating machines and with the IEC international recommendations.

Every motor is tested as established from the above mentioned norms in order to verify the correct operation.

We are at complete disposal for eventual execution of motors answering to particular needs of our customers ever in the respect of eventual foreign norms and executed to art rule.



ISOLAMENTO

I motori della serie MGL e MGLC sono costruiti utilizzando materiali con isolamento in classe H.
La sovratemperatura ammessa per la classe H dalle norme CEI EN 60034-1 classificazione 2-3 fascicolo n°11111 (data pubblicazione 2011), è pari a $\Delta T = 125^\circ\text{C}$.

I motori indicati sul catalogo sono previsti per sovratemperature, relative alla classe F, pari a $\Delta T = 105^\circ\text{C}$.

I motori vengono perciò utilizzati per una sovratemperatura inferiore mediamente del 20% offrendo così un più elevato grado di affidabilità.

INSULATION

Motors of series MGL and MGLC are constructed using material with insulation class H.
The overtemperature admitted for the class from the norms CEI EN 60034-1 classification 2-3 fasc. n°11111 (publication date 2001), is like $\Delta T = 125^\circ\text{C}$.

Motors indicated on the catalogue are provided for overtemperature of class F, like to $\Delta T = 105^\circ\text{C}$.

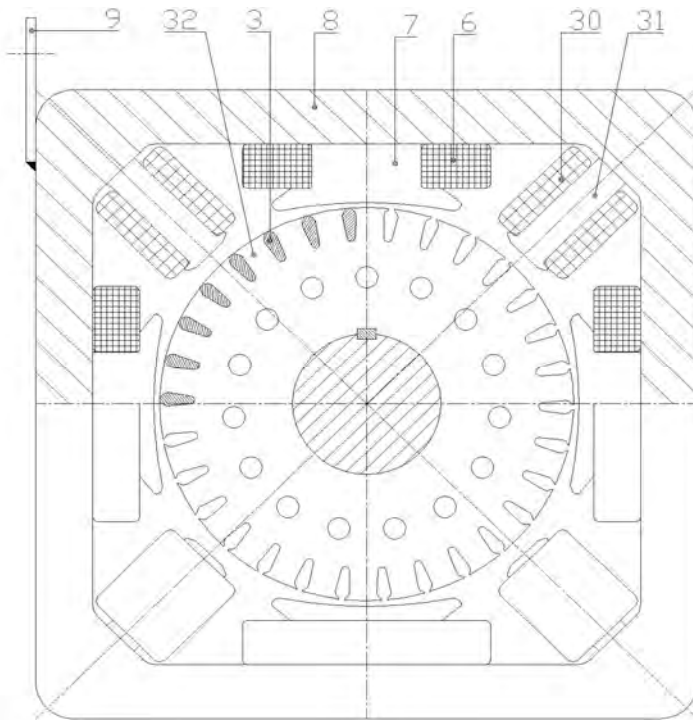
Motors are therefore used for a lower overtemperature of 20% on average, offering an higher reliability level.



Motori Serie MGL
Motoren Serie MGL
Motor Series MGL

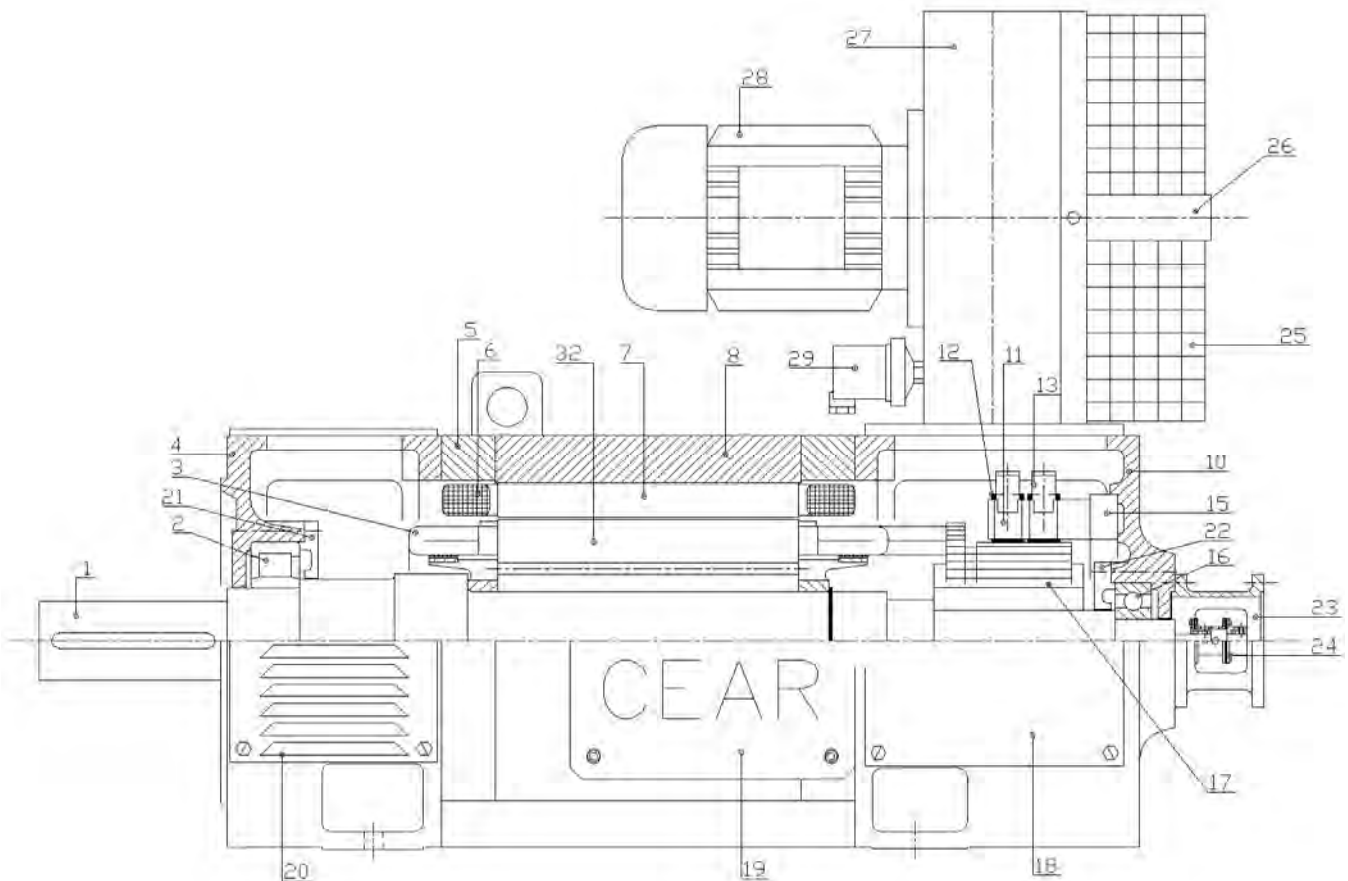
Tabella / Tisch / Tables
N° 3

Foglio / Seite / Sheet
N° 1



RAPPRESENTAZIONE GRAFICA
MOTORE SERIE MGL

DRAWINGS
MOTOR SERIAL MGL





Motori Serie MGL
Motoren Serie MGL
Motor Series MGL

Tabella / Tisch / Tables
N° 3

Foglio / Seite / Sheet
N° 2

LISTA COMPONENTI

MOTORE SERIE MGL

PARTS LISTS

MOTOR SERIAL MGL

1	Sporgenza d'albero	Shaft end
2	Cuscinetto lato accoppiamento	Bearing coupling side
3	Avvolgimento del rotore	Engine winding up
4	Scudo lato accoppiamento	Coupling shield side
5	Viti di fissaggio scudi - statore	Fixing screws shield-box
6	Bobina poli principali	Coil mains poles
7	Nucleo poli principali	Nucleous mains poles
8	Statore Lamellare	Blades package stator
9	Golfari di sollevamento	Lifting ring
10	Scudo lato opposto	Opposite shield side
11	Cassetto portaspazzole e spazzole	Drawer brushes-holder
12	Spazzole	Brushes
13	Molle spingi spazzole	Spring
15	Anello portaspazzole	Brushes-holder ring
16	Cuscinetto lato opposto	Bearing opposite side
17	Collettore	Collector
18	Portello ispezione lato opposto	Opposite side inspection door
19	Scatola Morsettiera	Terminal board
20	Portello lato accoppiamento	Coupling side door
21	Coperchietto interno lato accopp.	Coupling side interior small-cover
22	Coperchietto interno lato opposto	Opposite side interior small-cover
23	Lanterna attacco D.T.	Lantern for Tachogenerator
24	Giunto elastico di adattamento D.T.	Elastic Joint for tachogenerator
25	Filtro Ventilatore	Ventilator filter
26	Staffe di sostegno filtro	Support filter stirrups
27	Voluta ventiatore	Ventilator carter
28	Motore ventilatore	Ventilator engine
29	Relè anemostatico	Air flow control relay
30	Bobina poli ausiliari	Auxiliarys poles bobbin
31	Nucleo poli ausiliari	Nucleus auxiliarys poles
32	Pacco rotore	Rotor package

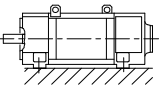
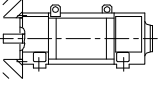
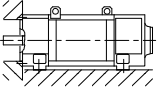
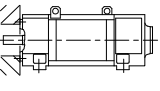
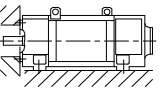





Forme costruttive
Construction Forms

18.05.2007
Sheet N° 10

Macchine ad asse orizzontale
Machines with horizontal shaft

Tables N° 04

Figura Sketch	CEI EN 60034-7		UNEL 05513	
	Cod. II	Cod. I		
	IM 1001	IM B3	B3	Fissata mediante piedi; piedi disposti verso il basso Mounted by feet, feet down
	IM 3001	IM B5	B5	Fissata sul lato della flangia con fori passanti, rivolto verso il lato comando Mounted by on D-end side of flange
	IM 2001	IM B35	B3/B5	Fissata mediante piedi disposti verso il basso; fissaggio ulteriore sul lato della flangia con fori passanti rivolto verso il lato comando Mounted by feet, feet down, with additional mounting on D-end side of flange
	IM 3601	IM B14	B14	Fissata sul lato della flangia con fori filettati, rivolto verso il lato comando Mounted by on D-end side of flange with tapped holes
	IM 2101	IM B34	B3/B14	Fissata mediante piedi, piedi disposti verso il basso. Fissaggio ulteriore sul lato della flangia con fori filettati rivolto verso il lato comando. Mounted by feet, feet down, with additional mounting on D-end side of flange with tapped holes
	IM 1051	IM B6	B6	Fissata mediante piedi; piedi a sinistra (visti dal lato comando) Mounted by feet, feet left (viewed from D-end)
	IM 1061	IM B7	B7	Fissata mediante piedi; piedi a destra (visti dal lato comando) Mounted by feet, feet right (viewed from D-end)
	IM 1070	IM B8	B8	Fissata mediante piedi; piedi disposti verso l'alto Mounted by feet, feet up



Forme costruttive
Construction Forms

18.05.2007
Sheet N° 10

Macchine ad asse verticale
Machines with vertical shaft

Tables N° 05

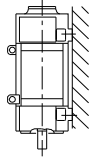
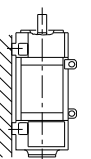
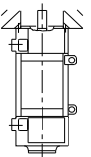
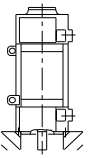
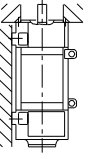
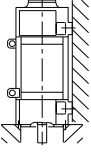
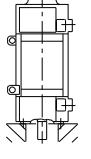
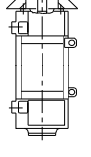
Figura Sketch	CEI EN 60034-7		UNEL 05513	
	Cod. II	Cod. I		
	IM 1011	IM V5	V5	Fissata mediante piedi; lato comando in basso Mounted by feet, D-end down
	IM 1031	IM V6	V6	Fissata mediante piedi; lato comando in alto Mounted by feet, D-end up
	IM 3031	IM V3	V3	Fissata sul lato della flangia con fori passanti rivolto verso il lato comando, lato comando in alto Mounted on D-end side of flange, D-end up
	IM 3011	IM V1	V1	Fissata sul lato della flangia con fori passanti, rivolto verso il lato comando, lato comando in basso Mounted on D-end side of flange, D-end down
	IM 2031	IM V36	V3/V6	Fissata mediante piedi; fissaggio ulteriore sulla flangia con fori passanti dal lato comando; lato comando in alto Mounted by feet, feet down, with additional mounting on D-end side of flange, D-end up
	IM 2011	IM V15	V1/V5	Fissata mediante piedi; fissaggio ulteriore sulla flangia con fori passanti dal lato comando; lato comando in basso Mounted by feet, feet down, with additional mounting on D-end side of flange, D-end down
	IM 3611	IM V18	V18	Fissata sul lato della flangia con fori filettati, dal lato comando, lato comando in basso Mounted by on D-end side of flange with tapped holes, D-end down
	IM 3631	IM V19	V19	Fissata sul lato della flangia con fori filettati, dal lato comando, lato comando in alto Mounted by on D-end side of flange with tapped holes, D-end up



Figura Sketch	CEI EN 60034-6 Semplificata Simplified	CEI EN 60034-6 Completo Complete	Descrizione Description	CEI EN 60034-5 Grado di Protezione Degrees of Protection
	IC 0 0	IC 0 A 0	Macchina raffreddata naturalmente Free convection	IP 23
	IC 0 1	IC 0 A 1	Macchina autoventilata Self-circulation	
	IC 1 1	IC 1 A 1	Macchina autoventilata con canale di aspirazione Self-circulation Inlet pipe duct circulated	
	IC 0 6	IC 0 A 6	Macchina raffreddata mediante dispositivo indipendente aspirante montato assialmente sulla macchina Circulation by machine-mounted axial Inlet independent component	
	IC 0 6	IC 0 A 6	Macchina raffreddata mediante dispositivo indipendente premente montato assialmente sulla macchina Circulation by machine-mounted axial Outlet independent component	
	IC 0 6	IC 0 A 6	Macchina raffreddata mediante dispositivo indipendente montato sulla macchina Circulation by machine-mounted independent component	
	IC 1 6	IC 1 A 6	Macchina raffreddata mediante dispositivo indipendente montato sulla macchina con canale di aspirazione Circulation by machine-mounted independent component, Inlet pipe duct circulated	
	IC 2 6	IC 2 A 6	Macchina raffreddata mediante dispositivo indipendente montato sulla macchina con canale di scarico Circulation by machine-mounted independent component, Outlet pipe duct circulated	

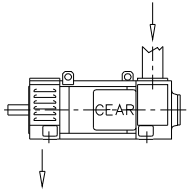
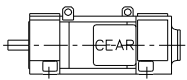
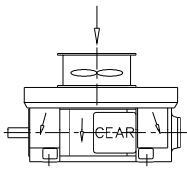
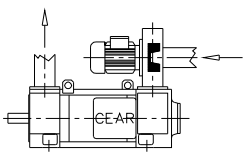
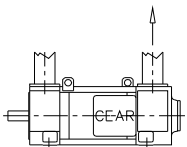
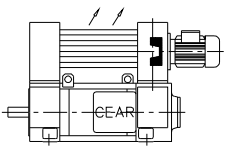
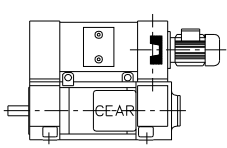
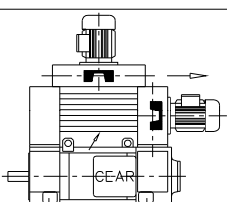


Metodi di Raffreddamento delle macchine elettriche rotanti

Rotating electrical machines, Methods of cooling

19.05.2007
Sheet N° 01

Tables N° 08

Figura Sketch	CEI EN 60034-6 Semplificata Simplified	CEI EN 60034-6 Completo Complete	Descrizione Description	CEI EN 60034-5 Grado di Protezione Degrees of Protection
	IC 1 7	IC 1 A 7	Macchina raffreddata mediante dispositivo separato e indipendente, mediante pressione della rete di distribuzione Circulation by separate and independent component, by coolant pressure system	IP 23
	IC 410	IC 4A1A0	Macchina chiusa raffreddata naturalmente Free-convection	
	IC 416	IC 4A1A6	Macchina chiusa raffreddata superficialmente, mediante dispositivo indipendente montato sulla macchina Frame surface cooled, circulation by machine-mounted independent component	
	IC 3 6	IC 3 A 6	Macchina raffreddata mediante dispositivo indipendente montato sulla macchina, canali di aspirazione e scarico Circulation by machine-mounted independent component, Inlet and Outlet pipe duct circulated	
	IC 3 7	IC 3 A 7	Macchina raffreddata mediante dispositivo separato e indipendente, canali di aspirazione e scarico Circulation by separate and independent component, Inlet and Outlet pipe duct circulated	IP 44
	IC 00 66	IC 6A6A0	Scambiatore di calore montato sulla macchina, circolazione mediante dispositivo indipendente. Machine-mouted heat exchanger, circulation by independent component	
	IC W37A86	IC 8A6W7	Scambiatore di calore montato sulla macchina, circolazione mediante dispositivo indipendente. Aria-Acqua Machine-mouted heat exchanger, circulation by independent component. Air-Water cooling	
	IC 06 66	IC 6A6A6	Scambiatore di calore montato sulla macchina, circolazione mediante dispositivo indipendente. Aria-Aria Machine-mouted heat exchanger, circulation by independent component. Air-Air cooling	



TIPI DI SERVIZIO E IDENTIFICAZIONE DEL SERVIZIO

Tabella/Tables
N° 9

DUTY TYPES AND DECLARATION OF DUTY

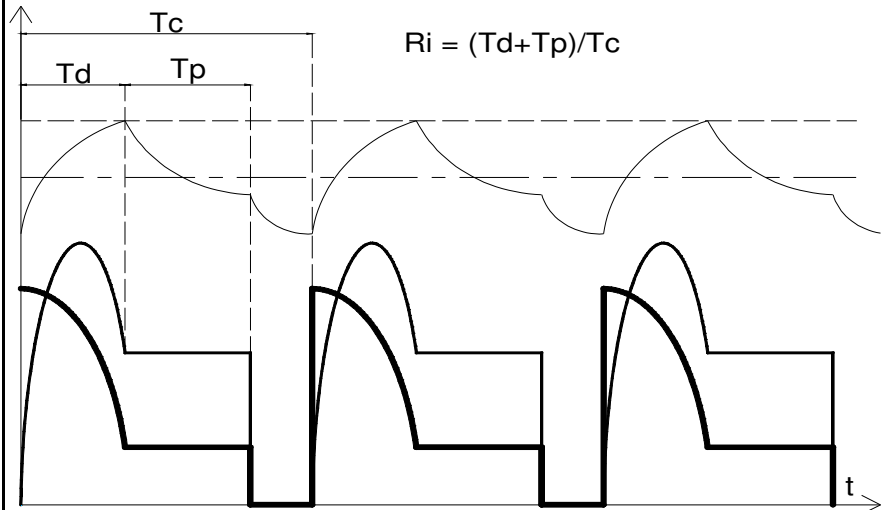
Foglio/Sheet
N° 2

----- Max
T: Temperature - - - - - Average
————— Instantaneous

P: Carico
load

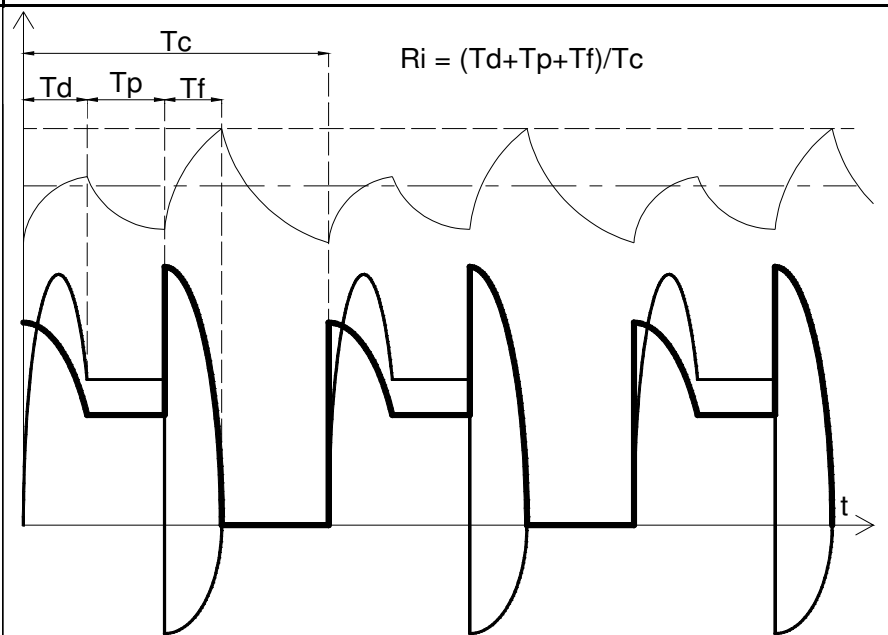
Pv: Perdite elettriche
Electrical losses

Servizio intermittente periodico con avviamento S4⁽¹⁾
Sequenza di cicli di funzionamento identici, ciascuno comprendente un tempo non trascurabile di avviamento, un tempo di funzionamento a carico costante ed un tempo di riposo.
L'abbreviazione appropriata è S4, seguita dal rapporto di intermittenza Ri, dal momento d'inerzia del motore e dal momento d'inerzia del carico, questi ultimi due riferiti all'albero motore.



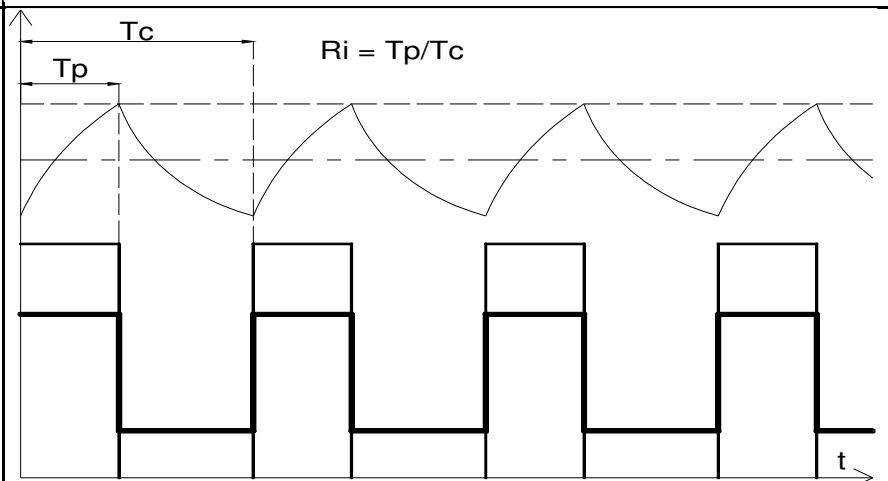
Intermittent periodic duty with starting S4⁽¹⁾
A sequence of identical duty cycles, each cycle including a significant starting time, a time of operation at constant load and a time de-energized and at rest.
The appropriate abbreviation is S4, followed by the cyclic duration factor Ri, the moment of inertia of the motor and the moment of inertia of the load, both referred to the motor shaft.

Servizio intermittente periodico con frenatura elettrica S5⁽¹⁾
Sequenza di cicli di funzionamento identici, ciascuno comprendente un tempo di avviamento, un tempo di funzionamento a carico costante, un tempo di frenatura elettrica rapida ed un tempo di riposo.
L'abbreviazione appropriata è S5, seguita dal rapporto di intermittenza Ri, dal momento d'inerzia del motore e dal momento d'inerzia del carico, questi ultimi due riferiti all'albero motore.



Intermittent periodic duty with electric braking S5⁽¹⁾
A sequence of identical duty cycles, each cycle consisting of a starting time, a time of operation at constant load, a time of electric braking and a time de-energized and at rest.
The appropriate abbreviation is S5, followed by the cyclic duration factor Ri, the moment of inertia of the motor and the moment of inertia of the load, both referred to the motor shaft.

Servizio ininterrotto periodico S6⁽¹⁾
Sequenza di cicli di funzionamento identici, ciascuno comprendente un tempo di funzionamento a carico costante ed un tempo di funzionamento a vuoto. Non esiste alcun tempo di riposo.
L'abbreviazione appropriata è S6, seguita dal rapporto d'intermittenza Ri.



Continuous-operation periodic duty S6⁽¹⁾
A sequence of identical duty cycles, each cycle consisting of a time of operation at constant load and a time of operation at no-load. There is no time de-energized and at rest.
The appropriate abbreviation is S6, followed by the cyclic duration factor Ri.

(1) Il servizio periodico implica che l'equilibrio termico non è raggiunto durante il periodo a carico.

(1) Periodic duty implies that thermal equilibrium is not reached during the time on load.



TIPI DI SERVIZIO E IDENTIFICAZIONE DEL SERVIZIO

Tabella/Tables
N° 9

DUTY TYPES AND DECLARATION OF DUTY

Foglio/Sheet
N° 3

----- Max
 T: Temperature - - - - - Average
 ————— Instantaneous

P: Carico
load

Pv: Perdite elettriche
Electrical losses

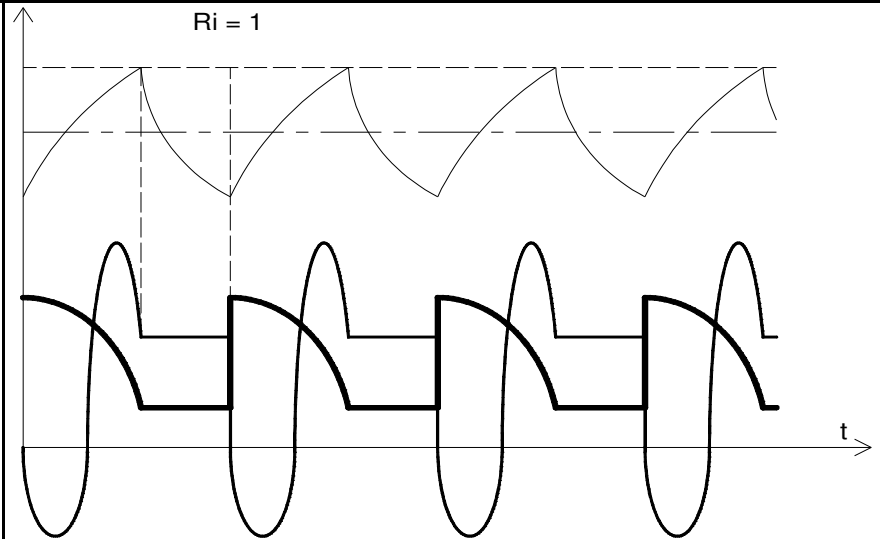
n: Velocità
speed

Servizio ininterrotto periodico con frenatura elettrica S7⁽¹⁾

Sequenza di cicli di funzionamento identici, ciascuno comprendente un tempo di avviamento, un tempo di funzionamento a carico costante ed un tempo di frenatura elettrica. Non esiste alcun periodo di riposo. L'abbreviazione appropriata è S7, seguita dal momento d'inerzia del motore e dal momento d'inerzia del carico, entrambi riferiti all'albero motore.

Continuous-operation periodic duty with electric braking S7⁽¹⁾

A sequence of identical duty cycles, each cycle consisting of a starting time, a time of operation at constant load and a time of electric braking. There is no time de-energized and at rest. The appropriate abbreviation is S7, followed by the moment of inertia of the motor and the moment of inertia of the load, both referred to the motor shaft.

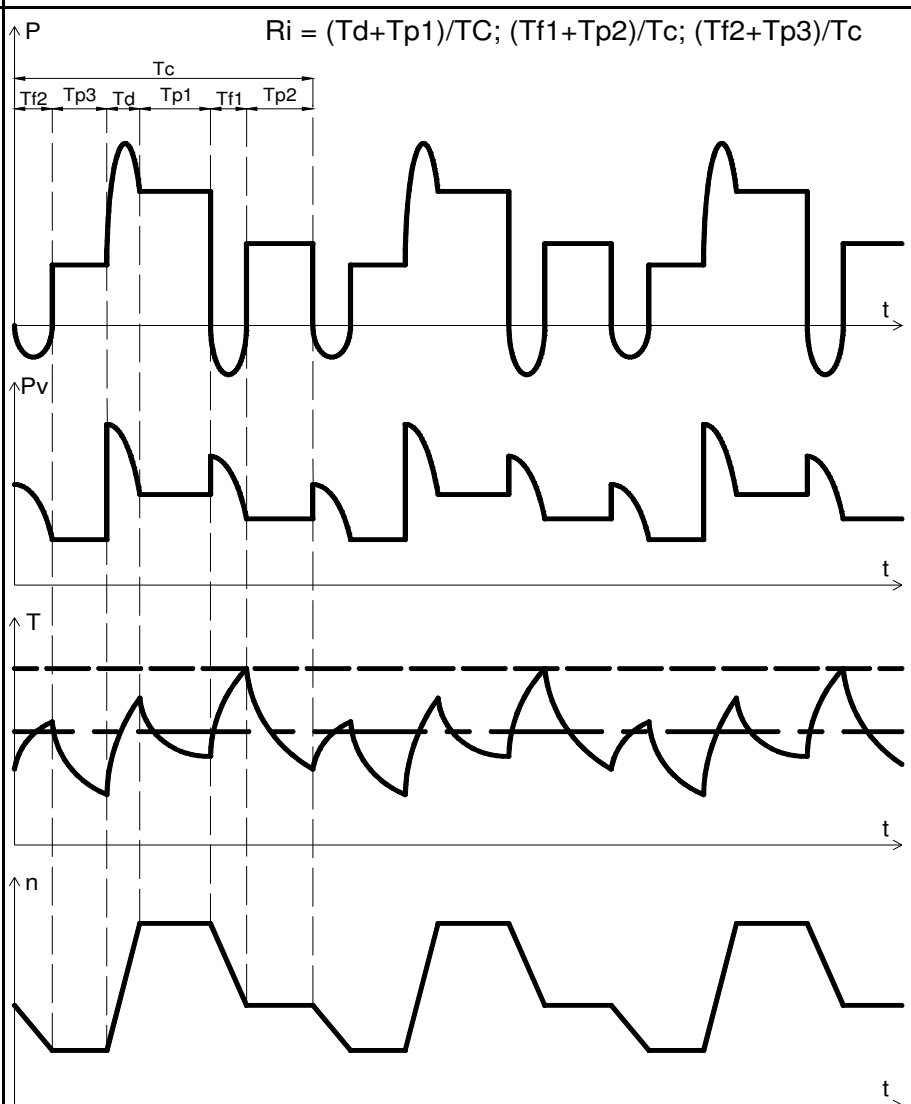


Servizio ininterrotto periodico con variazioni correlate di carico e velocità S8⁽¹⁾

Sequenza di cicli di funzionamento identici, ciascuno comprendente un tempo di funzionamento a carico costante corrispondente ad una prestabilita velocità di rotazione, seguito da uno o più tempi di funzionamento con altri carichi costanti corrispondenti a diverse velocità di rotazione (realizzato per esempio mediante cambio del numero di poli nel caso dei motori a induzione). Non esiste alcun tempo di riposo. L'abbreviazione appropriata è S8, seguita dal momento d'inerzia del motore e dal momento d'inerzia del carico, entrambi riferiti all'albero del motore, insieme al carico, alla velocità e al rapporto di intermittenza Ri, per ogni regime caratterizzato da una determinata velocità.

Continuous-operation periodic duty with related load/speed changes S8⁽¹⁾

A sequence of identical duty cycles, each cycle consisting of a time of operation at constant load corresponding to a predetermined speed of rotation, followed by one or more times of operation at other constant loads corresponding to different speed of rotation (carried out, for example, by means of a change in the number of poles in the case of induction motors). There is no time de-energized and at rest. The appropriate abbreviation is S8, followed by the moment of inertia of the motor and the moment of inertia of the load, both referred to the motor shaft, together with the load, speed and cyclic duration factor Ri for each speed condition.



(1) Il servizio periodico implica che l'equilibrio termico non è raggiunto durante il periodo a carico.

(1) Periodic duty implies that thermal equilibrium is not reached during the time on load.



TIPI DI SERVIZIO E IDENTIFICAZIONE DEL SERVIZIO

Tabella/Tables
N° 9

DUTY TYPES AND DECLARATION OF DUTY

Foglio/Sheet
N° 4

----- Max
 T: Temperature - - - - - Average
 ————— Instantaneous

P: Carico
load

Pv: Perdite elettriche
Electrical losses

n: Velocità
speed

Servizio con variazioni non periodiche di carico e velocità S9

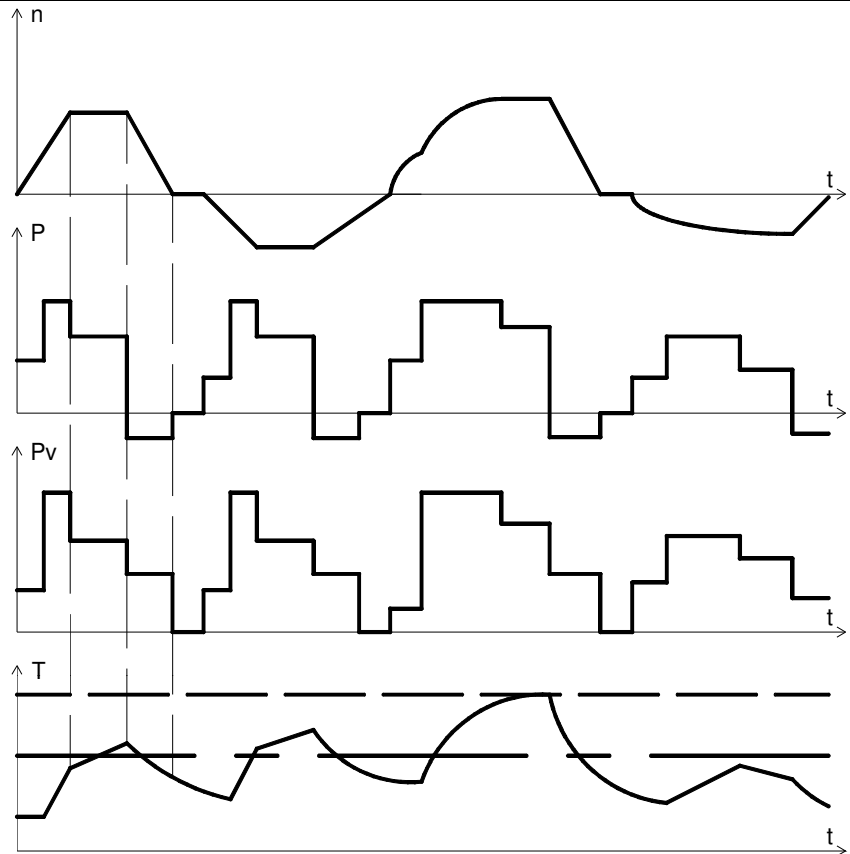
Servizio in cui generalmente il carico e la velocità variano in modo non periodico nel campo di funzionamento ammissibile. Questo servizio comprende sovraccarichi frequentemente applicati che possono essere largamente superiori ai valori di pieno carico.

L'abbreviazione appropriata è S9. Per questo tipo di servizio si prende come valore di riferimento per il concetto di sovraccarico un carico costante adeguatamente scelto e basato sul tipo di servizio S1.

Duty with non-periodic load and speed variations S9

A duty in which generally load and speed vary non-periodically within the permissible operating range. This duty includes frequently applied overloads that may greatly exceed the reference load.

The appropriate abbreviation is S9. For this duty type, a constant load appropriately selected and based on duty type S1 is taken as the reference value for the overload concept.



Servizio con carichi distinti costanti S10

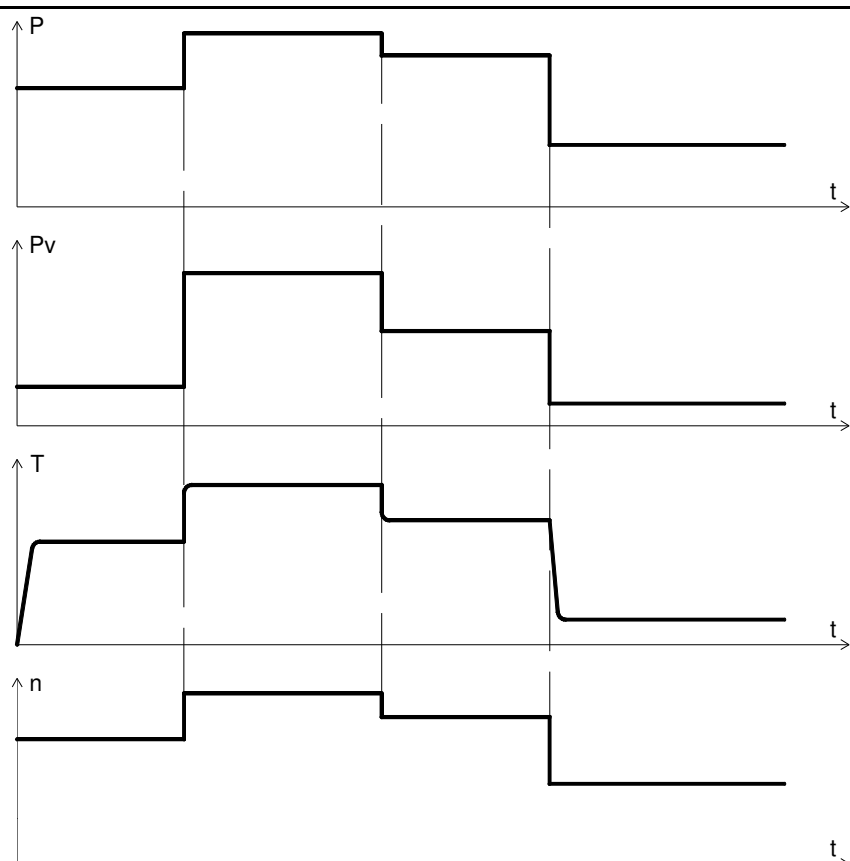
Servizio che consiste in un numero specifico di valori distinti di carico (o carico equivalente), mantenendo ogni valore per un tempo sufficiente per consentire alla macchina di raggiungere l'equilibrio termico. Il carico minimo durante un ciclo di servizio può avere valore zero (a vuoto o in stato di riposo).

L'abbreviazione appropriata è S10. Per questo tipo di servizio, deve essere assunto come valore di riferimento per i carichi distinti un carico costante adeguatamente scelto e basato sul servizio S1.

Duty with discrete constant loads and speeds S10

A duty consisting of a specific number of discrete values of load (or equivalent loading) and if applicable, speed, each load/speed combination being maintained for sufficient time to allow the machine to reach thermal equilibrium. The minimum load within a duty cycle may have the value zero (no-load or de-energized and at rest).

The appropriate abbreviation is S10. For this duty type a constant load appropriately selected and based on duty type S1 shall be taken as the reference value for the discrete loads.





**Motori Serie MGL
Motoren Serie MGL
Motor Series MGL**

Tabella / Tisch / Tables
N° 14 C

Foglio / Seite / Sheet
N° 1

TIPO TYP TYPE			Momento inerzia Trageistsmoment Moment of inertia		Eccitazione Erregung Excitation		Dati di Ventilazione Angaben über die belufung Ventilation Data			
	PESO GEWICHT WEIGHT	Velocità Drehzahl Speed Max	PD2	J	Costante di tempo Feldzeitconstant Time Constant	Potenza Erregerleistung Power	Potenza Leistung Out Put	Pressione Druck Pressure	Portata Forderstrom Air Flow	
	Kg	giri/1' u/min r.p.m.	Kgm ²	Kgm ²	ms	W	50Hz kW	mm H ₂ O	m ³ /1'	
80	S	40	5000	0.028	0.007	95	230	0.12	45	4
	M	46		0.034	0.0085	120	260			
	L	53		0.044	0.011	145	290			
100	S	64	5000	0.076	0.019	140	350	0.25	70	6
	M	72		0.092	0.023	165	380			
	L	82		0.112	0.028	180	430			
112	S	82	5000	0.156	0.039	130	500	0.25	70	6
	M	92		0.188	0.047	140	550			
	L	110		0.228	0.057	150	600			
132	S	139	5000	0.380	0.095	160	650	0.55	80	10
	M	155		0.452	0.113	175	750			
	L	175		0.546	0.137	190	850			
	P	195		0.620	0.155	209	950			
160	K	220	4500	0.80	0.20	210	920	1.1	100	18
	S	238		0.92	0.23	230	1000			
	M	264		1.12	0.28	260	1100			
	L	302		1.36	0.34	290	1200			
	P	320		1.48	0.37	310	1300			



TABELLA SELEZIONE MOTORI
MGL 80 - 100 - 112

DATA: 01/12/2011

Foglio 1 di 2

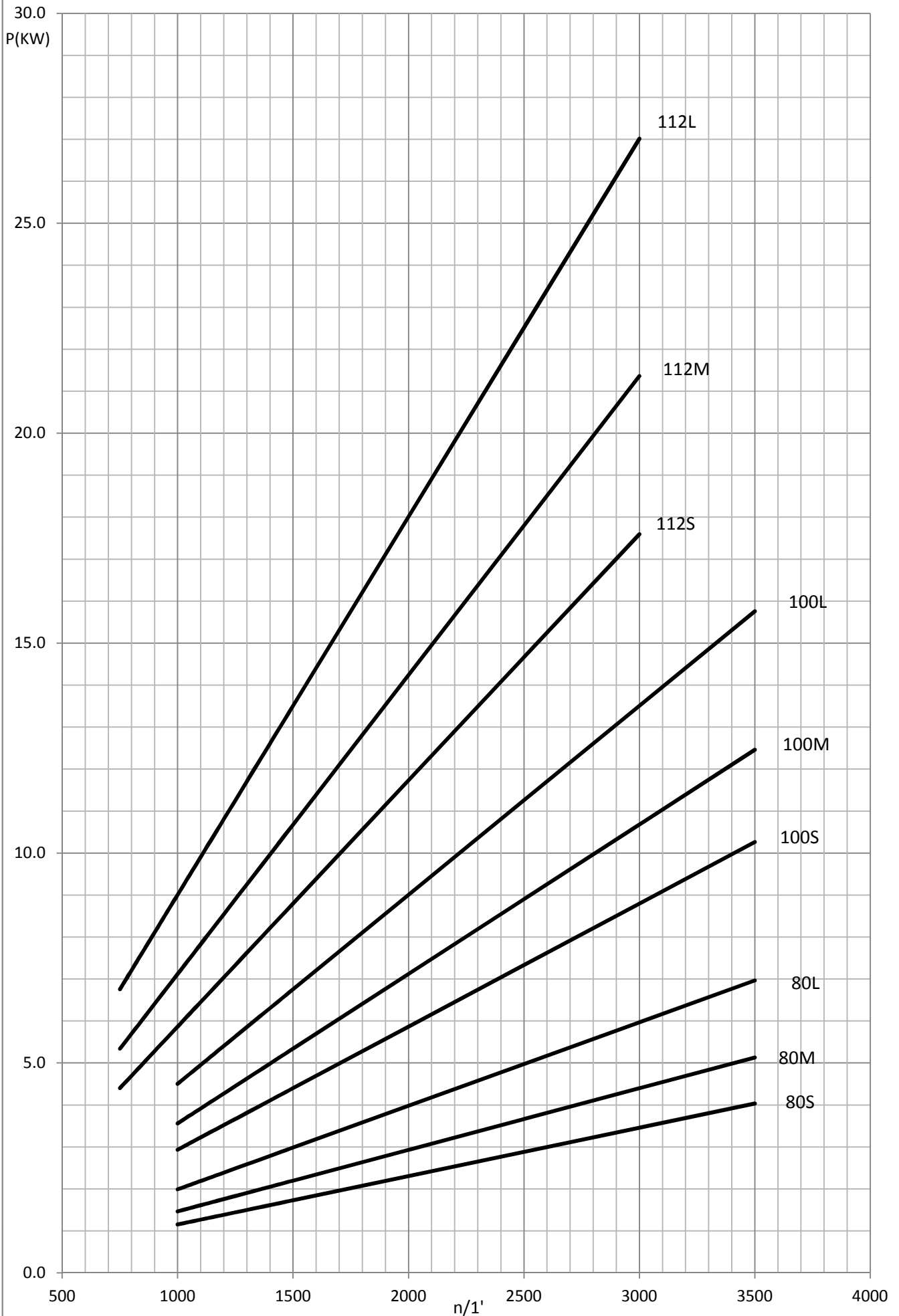
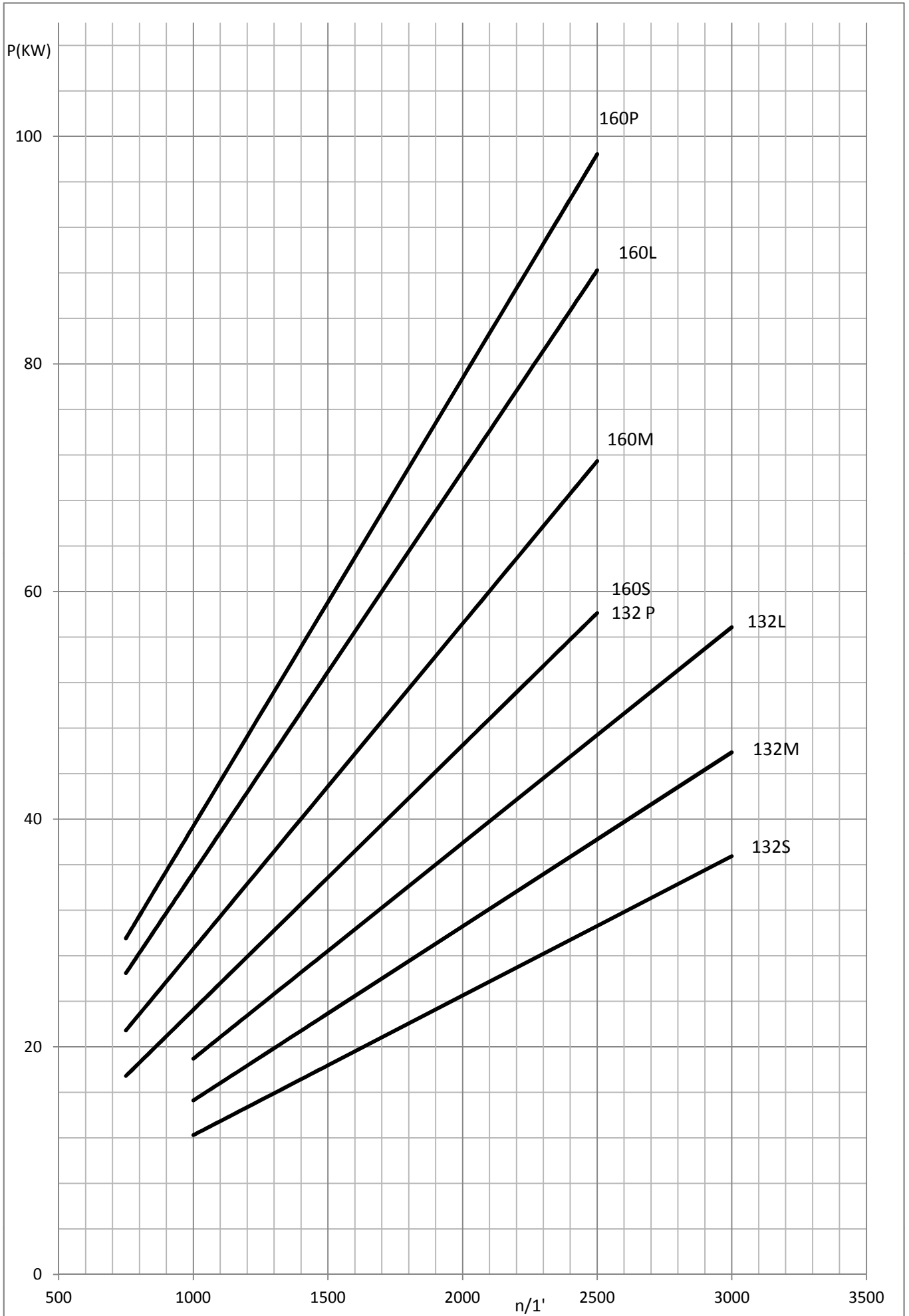




TABELLA SELEZIONE MOTORI
MGL 132 - 160

DATA: 01/12/2011

Foglio 2 di 2





Potenza eccitazione Excitation power	(w)	650	Tipo Size MGL 132 S Ventilazione Ventilation IC 06
Cost. tempo eccitaz. Field time constant	(ms)	160	
Massa del motore Mass of the motor	(Kg)	139	
Momento d'inerzia rotore Rotor inertia moment	(Kgm2)	0.095	

Avv.	Velocità nominale n/min a tensione nominale di armatura Rated speed (rev/min) at rated voltage							Potenza Power kW	Coppia vel.nomin. Torque at rated speed Nm	Rendimento Efficiency %	Circuito di armatura Armature circuit			Max giri Max. speed (°)							
	220	260	400	440	460	470	520				Corrente Current Amp	Res. 115°C mOhm	Ind. mH								
45	3035	---	---	---	---	---	---	27.0	85.0	89.6	137	75.7	0.807	4500	*						
		3620	---	---	---	---	---	32.2	84.9	90.4	137										
46	2135	---	---	---	---	---	---	25.3	113.2	87.8	131	131	1.53	3419	*						
		2565	---	---	---	---	---	30.4	113.2	89.3	131										
		4055	---	---	---	---	---	48.0	113.0	91.6	131										
			4480	---	---	---	---	53.1	113.2	92.1	131										
47	1730	---	---	---	---	---	---	20.0	110.4	86.6	105	199	2.28	2765							
		2080	---	---	---	---	---	24.1	110.6	88.3	105										
		3305	---	---	---	---	---	38.2	110.4	91.0	105										
			3660	---	---	---	---	42.3	110.4	91.6	105										
		3835	---	---	---	---	---	44.4	110.6	91.9	105										
			3920	---	---	---	---	45.4	110.6	92.0	105										
48	1400	---	---	---	---	---	---	16.3	111.2	84.2	88.0	302	3.26	2238							
		1690	---	---	---	---	---	19.7	111.3	86.1	88.0										
		2715	---	---	---	---	---	31.7	111.5	90.1	88.0										
			3005	---	---	---	---	35.1	111.5	90.7	88.0										
		3155	---	---	---	---	---	36.8	111.4	90.9	88.0										
			3225	---	---	---	---	37.7	111.6	91.2	88.0										
		3590		---	---	---	---	41.9	111.5	91.6	88.0										
		49	1175	---	---	---	---	---	---	14.2	115.4					82.8	78.0	385	4.46	1884	
1430	---			---	---	---	---	17.3	115.5	85.3	78.0										
2305	---			---	---	---	---	27.9	115.6	89.4	78.0										
	2555			---	---	---	---	30.9	115.5	90.0	78.0										
2680	---			---	---	---	---	32.4	115.4	90.3	78.0										
	2745			---	---	---	---	33.2	115.5	90.6	78.0										
50	1005			---	---	---	---	---	---	12.3	116.9	81.0	69.0	505	5.86	1606					
		1225	---	---	---	---	---	15.0	116.9	83.6	69.0										
		1990	---	---	---	---	---	24.4	117.1	88.4	69.0										
			2210	---	---	---	---	27.1	117.1	89.3	69.0										
		2320	---	---	---	---	---	28.4	116.9	89.5	69.0										
			2375	---	---	---	---	29.1	117.0	89.7	69.0										
		2650		---	---	---	---	32.5	117.1	90.6	69.0										
		51	875	---	---	---	---	---	---	10.7	116.8	79.7	61.0					634	7.39	1398	
				1070	---	---	---	---	---	13.0	116.0	82.0	61.0								
1750	---			---	---	---	---	21.4	116.8	87.7	61.0										
	1945			---	---	---	---	23.9	117.3	89.0	61.0										
2045	---			---	---	---	---	24.9	116.3	88.7	61.0										
	2090			---	---	---	---	25.5	116.5	88.9	61.0										
2335				---	---	---	---	28.5	116.6	89.8	61.0										

Nota (*) - VENTILAZIONE SOLO L.O. / FAN ONLY SIDE COMMUTATOR

Nota (°) - Regolazione di campo / Field weakening



Potenza eccitazione Excitation power	(w)	650	Tipo Size MGL 132 S Ventilazione Ventilation IC 06
Cost. tempo eccitaz. Field time constant	(ms)	160	
Massa del motore Mass of the motor	(Kg)	139	
Momento d'inerzia rotore Rotor inertia moment	(Kgm2)	0.095	

Avv.	Velocità nominale n/min a tensione nominale di armatura Rated speed (rev/min) at rated voltage							Potenza Power kW	Coppia vel.nomin. Torque at rated speed Nm	Rendimento Efficiency %	Circuito di armatura Armature circuit			Max giri Max. speed (°)	
	220	260	400	440	460	470	520				Corrente Current Amp	Res. 115°C mOhm	Ind. mH		
52	765	---	---	---	---	---	---	9.37	117.0	77.4	55.0	788	9.15	1225	
		940	---	---	---	---	---	11.5	116.8	80.4					1506
		---	1555	---	---	---	---	19.0	116.7	86.4					2177
		---	---	1730	---	---	---	21.2	117.0	87.6					2205
		---	---	---	1820	---	---	22.3	117.0	88.1					2217
		---	---	---	---	1860	---	22.8	117.1	88.2					2223
		---	---	---	---	---	---	---	---	---					---
53	680	---	---	---	---	---	---	8.31	116.7	75.5	50.0	954	11.1	1086	
		840	---	---	---	---	---	10.3	117.1	79.2					1341
		---	1395	---	---	---	---	17.1	117.1	85.5					1976
		---	---	1555	---	---	---	19.0	116.7	86.4					2002
		---	---	---	1635	---	---	20.0	116.8	87.0					2013
		---	---	---	---	1675	---	20.5	116.9	87.2					2019
		---	---	---	---	---	1875	23.0	117.1	88.5					2043
54	605	---	---	---	---	---	---	7.29	115.1	73.6	45.0	1150	13.1	971	
		755	---	---	---	---	---	9.05	114.5	77.4					1205
		---	1265	---	---	---	---	15.2	114.7	84.4					1837
		---	---	1410	---	---	---	17.0	115.1	85.9					1863
		---	---	---	1485	---	---	17.8	114.5	86.0					1874
		---	---	---	---	1520	---	18.3	115.0	86.5					1879
		---	---	---	---	---	1705	20.5	114.8	87.6					1902
55	540	---	---	---	---	---	---	6.41	113.4	71.1	41.0	1410	15.3	864	
		675	---	---	---	---	---	8.01	113.3	75.1					1080
		---	1150	---	---	---	---	13.6	112.9	82.9					1711
		---	---	1285	---	---	---	15.2	113.0	84.3					1736
		---	---	---	1350	---	---	16.0	113.2	84.8					1747
		---	---	---	---	1385	---	16.4	113.1	85.1					1752
		---	---	---	---	---	1550	18.4	113.4	86.3					1774
56	490	---	---	---	---	---	---	6.07	118.3	69.9	39.5	1540	17.8	787	
		615	---	---	---	---	---	7.61	118.2	74.1					988
		---	1055	---	---	---	---	13.0	117.7	82.3					1581
		---	---	1180	---	---	---	14.6	118.2	84.0					1604
		---	---	---	1245	---	---	15.3	117.4	84.2					1614
		---	---	---	---	1275	---	15.7	117.6	84.6					1619
		---	---	---	---	---	1430	17.6	117.5	85.7					1640
57	450	---	---	---	---	---	---	5.59	118.6	68.7	37.0	1710	20.4	723	
		570	---	---	---	---	---	7.04	117.9	73.2					910
		---	980	---	---	---	---	12.1	117.9	81.8					1429
		---	---	1095	---	---	---	13.5	117.7	82.9					1449
		---	---	---	1155	---	---	14.3	118.2	84.0					1458
		---	---	---	---	1185	---	14.6	117.7	84.0					1462
		---	---	---	---	---	1330	16.4	117.8	85.2					1481
58	410	---	---	---	---	---	---	4.98	116.0	66.6	34.0	2000	23.2	658	
		520	---	---	---	---	---	6.31	115.9	71.4					833
		---	905	---	---	---	---	11.0	116.1	80.9					1360
		---	---	1015	---	---	---	12.3	115.7	82.2					1381
		---	---	---	1070	---	---	13.0	116.0	83.1					1390
		---	---	---	---	1095	---	13.3	116.0	83.2					1394
		---	---	---	---	---	1235	14.9	115.2	84.3					1412

Nota (*) - VENTILAZIONE SOLO L.O. / FAN ONLY SIDE COMMUTATOR

Nota (°) - Regolazione di campo / Field weakening



Potenza eccitazione Excitation power (w)	650	Tipo	
Cost. tempo eccitaz. Field time constant (ms)	160	Size	MGL 132 S
Massa del motore Mass of the motor (Kg)	139	Ventilazione Ventilation	IC 06
Momento d'inerzia rotore Rotor inertia moment (Kgm2)	0.095		

Avv.	Velocità nominale n/min a tensione nominale di armatura Rated speed (rev/min) at rated voltage							Potenza Power kW	Coppia vel. nomin. Torque at rated speed Nm	Rendimento Efficiency %	Circuito di armatura Armature circuit			Max giri Max. speed (°)	
	220	260	400	440	460	470	520				Corrente Current Amp	Res. 115°C mOhm	Ind. mH		
59	370	---	---	---	---	---	---	4.51	116.4	64.1	32.0	2300	26.0	595	
		475	---	---	---	---	---	5.76	115.8	69.2	32.0				760
		835	---	---	---	---	---	10.1	115.5	78.9	32.0				1277
			940	---	---	---	---	11.4	115.8	81.0	32.0				1297
		990	---	---	---	---	12.0	115.7	81.5	32.0	1306				
		1015	---	---	---	---	12.3	115.7	81.8	32.0	1310				
		1145	---	---	---	---	13.9	115.9	83.5	32.0	1327				
60	445	---	---	---	---	---	5.34	114.6	68.5	30.0	2530	29.5	710		
		785	---	---	---	---	9.44	114.8	78.7	30.0				1213	
		880	---	---	---	---	10.6	115.0	80.3	30.0				1232	
			930	---	---	---	11.2	115.0	81.2	30.0				1240	
		955	---	---	---	11.5	115.0	81.6	30.0	1244					
		1075	---	---	---	13.0	115.5	83.3	30.0	1261					
		61	410	---	---	---	---	---	4.96	115.5				66.9	28.5
735	---			---	---	---	8.86	115.1	77.7	28.5	1144				
825	---			---	---	---	9.97	115.4	79.5	28.5	1163				
	875			---	---	---	10.5	114.6	80.1	28.5	1171				
895	---			---	---	10.8	115.2	80.6	28.5	1174					
1010	---			---	---	12.2	115.3	82.3	28.5	1190					
62	380			---	---	---	---	---	4.57	114.8	65.1	27.0	3140	36.5	607
		685	---	---	---	---	8.26	115.1	76.5	27.0	1087				
		775	---	---	---	---	9.32	114.8	78.5	27.0	1105				
			820	---	---	---	9.84	114.6	79.2	27.0	1113				
		840	---	---	---	10.1	114.8	79.6	27.0	1117					
		950	---	---	---	11.4	114.6	81.2	27.0	1132					

Nota (*) - VENTILAZIONE SOLO L.O. / FAN ONLY SIDE COMMUTATOR

Nota (°) - Regolazione di campo / Field weakening



Potenza eccitazione Excitation power	(w)	750	Tipo Size	MGL	132	M
Cost. tempo eccitaz. Field time constant	(ms)	175				
Massa del motore Mass of the motor	(Kg)	155	Ventilazione Ventilation			IC 06
Momento d'inerzia rotore Rotor inertia moment	(Kgm2)	0.113				

Avv.	Velocità nominale n/min a tensione nominale di armatura Rated speed (rev/min) at rated voltage							Potenza Power kW	Coppia vel.nomin. Torque at rated speed Nm	Rendimento Efficiency %	Circuito di armatura Armature circuit			Max giri Max. speed (°)	
	220	260	400	440	460	470	520				Corrente Current Amp	Res. 115°C mOhm	Ind. mH		
45	2410	---	---	---	---	---	---	27.1	107.4	89.9	137	86.6	1.00	3856	*
		2880	---	---	---	---	---	32.3	107.1	90.7	137			4500	*
46	1690	---	---	---	---	---	---	25.2	142.4	87.4	131	149	1.90	2702	*
		2030	---	---	---	---	---	30.3	142.5	89.0	131			3247	
		3220	---	---	---	---	---	48.0	142.3	91.6	131			4311	
			3560	---	---	---	---	53.1	142.4	92.1	131			4367	
		3735	---	---	---	---	---	55.7	142.4	92.4	131			4392	
			3820	---	---	---	---	56.9	142.2	92.4	131			4404	
		4245	---	---	---	---	---	63.3	142.4	92.9	131			4455	
47	1360	---	---	---	---	---	---	19.8	139.0	85.7	105	226	2.83	2180	*
		1645	---	---	---	---	---	23.9	138.7	87.5	105			2629	
		2625	---	---	---	---	---	38.2	139.0	91.0	105			3897	
			2905	---	---	---	---	42.3	139.0	91.6	105			3948	
		3045	---	---	---	---	44.3	138.9	91.7	105	3971				
		3115	---	---	---	---	45.3	138.9	91.8	105	3981				
48	1059	---	---	---	---	---	---	16.1	145.2	83.2	88.0	345	4.04	1755	*
		1330	---	---	---	---	---	19.5	140.0	85.2	88.0			2129	
		2150	---	---	---	---	---	31.5	139.9	89.5	88.0			3224	
			2385	---	---	---	---	35.0	140.1	90.4	88.0			3267	
		2500	---	---	---	---	---	36.7	140.2	90.7	88.0			3286	
			2560	---	---	---	---	37.5	139.9	90.7	88.0			3295	
		2850	---	---	---	---	41.8	140.1	91.3	88.0	3335				
		49	920	---	---	---	---	---	---	14.0	145.3			81.6	
1120	---			---	---	---	---	17.0	144.9	83.8	78.0	1794			
1825	---			---	---	---	---	27.7	144.9	88.8	78.0	2680			
	2025			---	---	---	---	30.8	145.2	89.7	78.0	2716			
2125	---			---	---	---	32.3	145.1	90.0	78.0	2732				
2175	---			---	---	---	33.0	144.9	90.0	78.0	2739				
50	780	---	---	---	---	---	---	12.0	146.9	79.1	69.0	574	7.26	1251	*
		960	---	---	---	---	---	14.7	146.2	81.9	69.0			1532	
		1570	---	---	---	---	---	24.2	147.2	87.7	69.0			2319	
			1745	---	---	---	---	26.9	147.2	88.6	69.0			2350	
		1835	---	---	---	---	---	28.2	146.8	88.8	69.0			2364	
			1880	---	---	---	---	28.9	146.8	89.1	69.0			2370	
		2100	---	---	---	---	32.3	146.9	90.0	69.0	2399				
		51	680	---	---	---	---	---	---	10.4	146.0			77.5	
835	---			---	---	---	---	12.8	146.4	80.7	61.0	1335			
1380	---			---	---	---	---	21.1	146.0	86.5	61.0	2067			
	1535			---	---	---	---	23.5	146.2	87.6	61.0	2096			
1615	---			---	---	---	---	24.7	146.0	88.0	61.0	2109			
	1655			---	---	---	---	25.3	146.0	88.2	61.0	2115			
1850	---			---	---	---	28.3	146.1	89.2	61.0	2141				

Nota (*) - VENTILAZIONE SOLO L.O. / FAN ONLY SIDE COMMUTATOR

Nota (°) - Regolazione di campo / Field weakening



Potenza eccitazione Excitation power	(w)	750	Tipo Size	MGL	132	M
Cost. tempo eccitaz. Field time constant	(ms)	175	Ventilazione Ventilation			IC 06
Massa del motore Mass of the motor	(Kg)	155				
Momento d'inerzia rotore Rotor inertia moment	(Kgm2)	0.113				

Avv.	Velocità nominale n/min a tensione nominale di armatura Rated speed (rev/min) at rated voltage							Potenza Power kW	Coppia vel.nomin. Torque at rated speed Nm	Rendimento Efficiency %	Circuito di armatura Armature circuit			Max giri Max. speed (°)	
	220	260	400	440	460	470	520				Corrente Current Amp	Res. 115°C mOhm	Ind. mH		
52	590	---	---	---	---	---	---	9.09	147.1	75.1	55.0	896	11.30	947	
		730	---	---	---	---	---	11.2	146.5	78.3	55.0				1171
			1225	---	---	---	---	18.8	146.6	85.5	55.0				1854
				1365	---	---	---	20.9	146.2	86.4	55.0				1880
					1435	---	---	22.0	146.4	87.0	55.0				1892
						1470	---	22.6	146.8	87.4	55.0				1897
53	520	---	---	---	---	---	---	8.02	147.3	72.9	50.0	1090	13.7	835	
		650	---	---	---	---	---	9.98	146.6	76.8	50.0				1039
			1095	---	---	---	---	19.8	172.7	99.0	50.0				1682
				1225	---	---	---	18.8	146.6	85.5	50.0				1707
					1290	---	---	19.8	146.6	86.1	50.0				1717
						1320	---	20.3	146.9	86.4	50.0				1722
							1480	22.7	146.5	87.3	50.0				1745
54	465	---	---	---	---	---	---	7.01	144.0	70.8	45.0	1310	16.2	743	
		580	---	---	---	---	---	8.77	144.4	75.0	45.0				930
			990	---	---	---	---	14.9	143.7	82.8	45.0				1563
				1110	---	---	---	16.7	143.7	84.3	45.0				1587
					1165	---	---	17.6	144.3	85.0	45.0				1597
						1195	---	18.0	143.8	85.1	45.0				1602
							1340	20.2	144.0	86.3	45.0				1624
55	410	---	---	---	---	---	---	6.12	142.5	67.8	41.0	1600	19.0	657	
		520	---	---	---	---	---	7.72	141.8	72.4	41.0				830
			895	---	---	---	---	13.3	141.9	81.1	41.0				1434
				1005	---	---	---	15.0	142.5	83.1	41.0				1478
					1060	---	---	15.8	142.3	83.8	41.0				1488
						1085	---	16.2	142.6	84.1	41.0				1493
							1220	18.2	142.5	85.4	41.0				1514
56	375	---	---	---	---	---	---	5.76	146.7	66.3	39.5	1750	22.0	596	
		475	---	---	---	---	---	7.31	147.0	71.2	39.5				757
			825	---	---	---	---	12.7	147.0	80.4	39.5				1318
				925	---	---	---	14.3	147.6	82.3	39.5				1369
					975	---	---	15.1	147.9	83.1	39.5				1378
						1000	---	15.4	147.1	83.0	39.5				1383
							1125	17.4	147.7	84.7	39.5				1402
57	340	---	---	---	---	---	---	5.30	148.9	65.1	37.0	1950	25.3	546	
		435	---	---	---	---	---	6.75	148.2	70.2	37.0				696
			760	---	---	---	---	11.8	148.3	79.7	37.0				1215
				855	---	---	---	13.3	148.5	81.7	37.0				1234
					905	---	---	14.0	147.7	82.3	37.0				1243
						925	---	14.4	148.7	82.8	37.0				1247
							1045	16.2	148.0	84.2	37.0				1264
58		395	---	---	---	---	---	6.02	145.5	68.1	34.0	2280	28.8	634	
			705	---	---	---	---	10.7	144.9	78.7	34.0				1125
				790	---	---	---	12.0	145.1	80.2	34.0				1175
					835	---	---	12.7	145.2	81.2	34.0				1183
						855	---	13.0	145.2	81.4	34.0				1187
							965	14.7	145.5	83.1	34.0				1205

Nota (*) - VENTILAZIONE SOLO L.O. / FAN ONLY SIDE COMMUTATOR

Nota (°) - Regolazione di campo / Field weakening



Potenza eccitazione Excitation power (w)	750	Tipo Size MGL 132 M Ventilazione Ventilation IC 06
Cost. tempo eccitaz. Field time constant (ms)	175	
Massa del motore Mass of the motor (Kg)	155	
Momento d'inerzia rotore Rotor inertia moment (Kgm2)	0.113	

Avv.	Velocità nominale n/min a tensione nominale di armatura Rated speed (rev/min) at rated voltage							Potenza Power kW	Coppia vel. nomin. Torque at rated speed Nm	Rendimento Efficiency %	Circuito di armatura Armature circuit			Max giri Max. speed (°)
	220	260	400	440	460	470	520				Corrente Current Amp	Res. 115°C mOhm	Ind. mH	
59		360	---	---	---	---	---	5.46	144.8	65.6	32.0	2620	32.3	575 1037 1103 1111 1115 1132
			650	---	---	---	---	9.9	144.9	77.0	32.0			
				730	---	---	---	11.1	145.2	78.8	32.0			
					770	---	---	11.7	145.1	79.5	32.0			
						795	---	12.1	145.3	80.5	32.0			
						895	---	13.6	145.1	81.7	32.0			
60		335	---	---	---	---	---	5.05	144.0	64.7	30.0	2870	36.5	536 972 1048 1055 1059 1075
			610	---	---	---	---	9.17	143.6	76.4	30.0			
				685	---	---	---	10.3	143.6	78.0	30.0			
					725	---	---	10.9	143.6	79.0	30.0			
						745	---	11.2	143.6	79.4	30.0			
						840	---	12.7	144.4	81.4	30.0			
61			565	---	---	---	---	8.59	145.2	75.4	28.5	3180	40.6	908 988 996 999 1015
				640	---	---	---	9.71	144.9	77.4	28.5			
					680	---	---	10.3	144.6	78.6	28.5			
						695	---	10.6	145.6	79.1	28.5			
						790	---	11.9	143.8	80.3	28.5			
62			530	---	---	---	---	7.98	143.8	73.9	27.0	3570	45.2	846 939 946 950 965
				600	---	---	---	9.04	143.9	76.1	27.0			
					635	---	---	9.57	143.9	77.1	27.0			
						650	---	9.83	144.4	77.5	27.0			
						740	---	11.2	144.5	79.8	27.0			

Nota (*) - VENTILAZIONE SOLO L.O. / FAN ONLY SIDE COMMUTATOR

Nota (°) - Regolazione di campo / Field weakening



Potenza eccitazione Excitation power (w) 850	Tipo		
Cost. tempo eccitaz.	Size	MGL	132 L
Field time constant (ms) 190	Ventilazione		
Massa del motore	Ventilation		IC 06
Mass of the motor (Kg) 175			
Momento d'inerzia rotore			
Rotor inertia moment (Kgm2) 0.134			

Avv.	Velocità nominale n/min a tensione nominale di armatura Rated speed (rev/min) at rated voltage							Potenza Power kW	Coppia vel.nomin. Torque at rated speed Nm	Rendimento Efficiency %	Circuito di armatura Armature circuit			Max giri Max. speed (°)	
	220	260	400	440	460	470	520				Corrente Current Amp	Res. 115°C mOhm	Ind. mH		
45	1910	---	---	---	---	---	---	27.0	135.0	89.6	137	100	1.24	3057	*
		2285	---	---	---	---	---	32.3	135.0	90.7	137			3656	
		3595	---	---	---	---	50.8	134.9	92.7	137	4500				
		3970	---	---	---	---	56.1	134.9	93.1	137	4500				
		4155	---	---	---	---	58.8	135.1	93.3	137	4500				
		4250	---	---	---	---	60.1	135.0	93.3	137	4500				
		---	---	---	---	---	---	---	---	---	---			---	
46	1330	---	---	---	---	---	---	24.9	178.8	86.4	131	172	2.36	2129	*
		1605	---	---	---	---	---	30.0	178.5	88.1	131			2565	
		2555	---	---	---	---	---	47.9	179.0	91.4	131			3641	
		2830	---	---	---	---	53.0	178.8	92.0	131	3692				
		2965	---	---	---	---	55.6	179.1	92.3	131	3714				
		3035	---	---	---	---	56.8	178.7	92.3	131	3725				
		3375	---	---	---	---	63.2	178.8	92.8	131	3771				
47	1070	---	---	---	---	---	---	19.5	174.0	84.4	105	261	3.51	1712	*
		1295	---	---	---	---	---	23.6	174.0	86.4	105			2071	
		2080	---	---	---	---	---	38.0	174.5	90.5	105			3290	
		2305	---	---	---	---	---	42.1	174.4	91.1	105			3337	
		2415	---	---	---	---	---	44.2	174.8	91.5	105			3357	
		2475	---	---	---	---	---	45.2	174.4	91.6	105			3367	
		---	---	---	---	---	---	---	---	---	---			---	
48	855	---	---	---	---	---	---	15.7	175.3	81.1	88.0	399	5.02	1369	*
		1045	---	---	---	---	---	19.2	175.5	83.9	88.0			1668	
		1700	---	---	---	---	---	31.2	175.3	88.6	88.0			2716	
		1885	---	---	---	---	---	34.7	175.8	89.6	88.0			2760	
		1980	---	---	---	---	---	36.4	175.6	89.9	88.0			2777	
		2025	---	---	---	---	---	37.3	175.9	90.2	88.0			2786	
		2260	---	---	---	---	---	41.6	175.8	90.9	88.0			2822	
49	715	---	---	---	---	---	---	13.7	183.0	79.8	78.0	505	6.86	1146	*
		875	---	---	---	---	---	16.7	182.3	82.3	78.0			1402	
		1440	---	---	---	---	---	27.4	181.7	87.8	78.0			2262	
		1600	---	---	---	---	---	30.5	182.0	88.9	78.0			2294	
		1680	---	---	---	---	---	32.0	181.9	89.2	78.0			2309	
		1720	---	---	---	---	---	32.8	182.1	89.5	78.0			2316	
		---	---	---	---	---	---	---	---	---	---			---	
50	605	---	---	---	---	---	---	11.7	184.7	77.1	69.0	661	9.02	967	*
		745	---	---	---	---	---	14.4	184.6	80.3	69.0			1192	
		1235	---	---	---	---	---	23.9	184.8	86.6	69.0			1955	
		1375	---	---	---	---	---	26.6	184.7	87.6	69.0			1985	
		1445	---	---	---	---	---	27.9	184.4	87.9	69.0			1997	
		1480	---	---	---	---	---	28.6	184.5	88.2	69.0			2003	
		1655	---	---	---	---	---	32.0	184.6	89.2	69.0			2030	
51	520	---	---	---	---	---	---	10.0	183.6	74.5	61.0	830	11.4	835	*
		645	---	---	---	---	---	12.4	183.6	78.2	61.0			1035	
		1085	---	---	---	---	---	20.8	183.1	85.2	61.0			1733	
		1210	---	---	---	---	---	23.2	183.1	86.4	61.0			1769	
		1270	---	---	---	---	---	24.4	183.5	87.0	61.0			1781	
		1300	---	---	---	---	---	25.0	183.6	87.2	61.0			1787	
		1460	---	---	---	---	---	28.0	183.1	88.3	61.0			1811	

Nota (*) - VENTILAZIONE SOLO L.O. / FAN ONLY SIDE COMMUTATOR

Nota (°) - Regolazione di campo / Field weakening



Potenza eccitazione Excitation power	(w)	850	Tipo	
Cost. tempo eccitaz. Field time constant	(ms)	190	Size	MGL 132 L
Massa del motore Mass of the motor	(Kg)	175	Ventilazione Ventilation	IC 06
Momento d'inerzia rotore Rotor inertia moment	(Kgm2)	0.134		

Avv.	Velocità nominale n/min a tensione nominale di armatura Rated speed (rev/min) at rated voltage							Potenza Power kW	Coppia vel.nomin. Torque at rated speed Nm	Rendimento Efficiency %	Circuito di armatura Armature circuit			Max giri Max. speed (°)		
	220	260	400	440	460	470	520				Corrente Current Amp	Res. 115°C mOhm	Ind. mH			
52	455	---	---	---	---	---	---	8.72	183.0	72.1	55.0	1030	14.10	724		
		565	---	---	---	---	---	10.9	184.2	76.2					904	
		960	---	---	---	---	---	18.4	183.0	83.6					55.0	1533
			1070	---	---	---	---	20.6	183.8	85.1					55.0	1587
		1125	---	---	---	---	---	21.7	184.2	85.8					55.0	1597
			1155	---	---	---	---	22.2	183.5	85.9					55.0	1602
53	395	---	---	---	---	---	---	7.64	184.7	69.5	50.0	1250	17.0	634		
		500	---	---	---	---	---	9.60	183.3	73.8					798	
		855	---	---	---	---	---	16.5	184.3	82.5					50.0	1369
			960	---	---	---	---	18.4	183.0	83.6					50.0	1439
		1010	---	---	---	---	---	19.4	183.4	84.3					50.0	1449
			1035	---	---	---	---	19.9	183.6	84.7					50.0	1454
54	350	---	---	---	---	---	---	6.63	180.9	67.0	45.0	1510	20.1	561		
		445	---	---	---	---	---	8.40	180.3	71.8					710	
		770	---	---	---	---	---	14.6	181.1	81.1					45.0	1235
			865	---	---	---	---	16.4	181.1	82.8					45.0	1338
		910	---	---	---	---	---	17.2	180.5	83.1					45.0	1347
			935	---	---	---	---	17.7	180.8	83.7					45.0	1352
55	305	---	---	---	---	---	---	5.73	179.4	63.5	41.0	1850	23.6	491		
		395	---	---	---	---	---	7.34	177.4	68.9					629	
		695	---	---	---	---	---	13.0	178.6	79.3					41.0	1113
			780	---	---	---	---	14.6	178.7	80.9					41.0	1245
		825	---	---	---	---	---	15.4	178.3	81.7					41.0	1254
			845	---	---	---	---	15.8	178.6	82.0					41.0	1259
56	277	---	---	---	---	---	---	5.37	185.1	61.8	39.5	2020	27.4	443		
		355	---	---	---	---	---	6.92	186.1	67.4					572	
		640	---	---	---	---	---	12.4	185.0	78.5					39.5	1021
			720	---	---	---	---	13.9	184.4	80.0					39.5	1149
		760	---	---	---	---	---	14.7	184.7	80.9					39.5	1164
			780	---	---	---	---	15.1	184.9	81.3					39.5	1168
57	330	---	---	---	---	---	---	5.37	185.1	61.8	37.0	2240	31.4	443		
		590	---	---	---	---	---	6.92	186.1	67.4					572	
		665	---	---	---	---	---	12.4	185.0	78.5					39.5	1021
			720	---	---	---	---	13.9	184.4	80.0					39.5	1149
		760	---	---	---	---	---	14.7	184.7	80.9					39.5	1164
			780	---	---	---	---	15.1	184.9	81.3					39.5	1168
58	540	---	---	---	---	---	---	5.37	185.1	61.8	37.0	2620	35.7	443		
		610	---	---	---	---	---	6.92	186.1	67.4					572	
		645	---	---	---	---	---	12.4	185.0	78.5					39.5	1021
			665	---	---	---	---	13.9	184.4	80.0					39.5	1149
		750	---	---	---	---	---	14.7	184.7	80.9					39.5	1164
			750	---	---	---	---	15.1	184.9	81.3					39.5	1168

Nota (*) - VENTILAZIONE SOLO L.O. / FAN ONLY SIDE COMMUTATOR

Nota (°) - Regolazione di campo / Field weakening



Potenza eccitazione Excitation power (w)	850	Tipo Size MGL 132 L Ventilazione Ventilation IC 06
Cost. tempo eccitaz. Field time constant (ms)	190	
Massa del motore Mass of the motor (Kg)	175	
Momento d'inerzia rotore Rotor inertia moment (Kgm2)	0.134	

Avv.	Velocità nominale n/min a tensione nominale di armatura Rated speed (rev/min) at rated voltage							Potenza Power kW	Coppia vel. nomin. Torque at rated speed Nm	Rendimento Efficiency %	Circuito di armatura Armature circuit			Max giri Max. speed (°)
	220	260	400	440	460	470	520				Corrente Current Amp	Res. 115°C mOhm	Ind. mH	
59			495	---	---	---	---	9.5	182.9	74.1	32.0	3020	40.1	796
				565	---	---	---	10.7	180.8	76.0	32.0			902
					595	---	---	11.4	183.0	77.4	32.0			935
						615	---	11.7	181.7	77.8	32.0			939
							695	13.3	182.7	79.9	32.0			955
60			465	---	---	---	---	8.82	181.1	73.5	30.0	3310	45.4	745
				530	---	---	---	10.0	180.2	75.8	30.0			845
					560	---	---	10.6	180.8	76.8	30.0			888
						575	---	10.9	181.0	77.3	30.0			891
							655	12.4	180.8	79.5	30.0			907
61			435	---	---	---	---	8.23	180.7	72.2	28.5	3660	50.5	694
				495	---	---	---	9.36	180.6	74.6	28.5			789
					525	---	---	9.92	180.4	75.7	28.5			836
						535	---	10.2	182.1	76.1	28.5			841
							610	11.6	181.6	78.3	28.5			856
62			405	---	---	---	---	7.62	179.7	70.6	27.0	4120	56.2	644
				460	---	---	---	8.68	180.2	73.1	27.0			734
					485	---	---	9.21	181.3	74.2	27.0			779
						500	---	9.48	181.1	74.7	27.0			799
							570	10.8	180.9	76.9	27.0			813

Nota (*) - VENTILAZIONE SOLO L.O. / FAN ONLY SIDE COMMUTATOR

Nota (°) - Regolazione di campo / Field weakening



Potenza eccitazione Excitation power	(w)	950	Tipo Size	MGL	132	P
Cost. tempo eccitaz. Field time constant	(ms)	209	Ventilazione Ventilation			IC 06
Massa del motore Mass of the motor	(Kg)	195				
Momento d'inerzia rotore Rotor inertia moment	(Kgm2)	0.155				

Avv.	Velocità nominale n/min a tensione nominale di armatura Rated speed (rev/min) at rated voltage							Potenza Power kW	Coppia vel.nomin. Torque at rated speed Nm	Rendimento Efficiency %	Circuito di armatura Armature circuit			Max giri Max. speed (°)	
	220	260	400	440	460	470	520				Corrente Current Amp	Res. 115°C mOhm	Ind. mH		
45	1575	---	---	---	---	---	---	26.9	163.1	89.3	137	114	1.48	2524	*
		1890	---	---	---	---	---	32.2	162.7	90.4	137			3023	
			2980	---	---	---	---	50.8	162.8	92.7	137			3500	
				3295	---	---	---	56.2	162.9	93.2	137			3500	
					3450	---	---	58.8	162.8	93.3	137			3500	
46	1090	---	---	---	---	---	---	24.6	215.5	85.4	131	195	2.82	1747	*
		1320	---	---	---	---	---	29.8	215.6	87.5	131			2110	
			2115	---	---	---	---	47.7	215.4	91.0	131			3150	
				2340	---	---	---	52.8	215.5	91.6	131			3196	
					2455	---	---	55.4	215.5	91.9	131			3216	
						2510	---	56.7	215.7	92.1	131			3226	
							2795	63.1	215.6	92.6	131			3269	
47	875	---	---	---	---	---	---	19.2	209.5	83.1	105	295	4.19	1400	*
		1060	---	---	---	---	---	23.4	210.8	85.7	105			1699	
			1715	---	---	---	---	37.8	210.5	90.0	105			2747	
				1905	---	---	---	41.9	210.0	90.7	105			2888	
					2000	---	---	43.9	209.6	90.9	105			2907	
						2045	---	45.0	210.1	91.2	105			2915	
48	695	---	---	---	---	---	---	15.4	211.6	79.5	88.0	452	6.00	1111	*
		850	---	---	---	---	---	18.8	211.2	82.2	88.0			1361	
			1395	---	---	---	---	30.9	211.5	87.8	88.0			2234	
				1550	---	---	---	34.4	211.9	88.8	88.0			2387	
					1630	---	---	36.1	211.5	89.2	88.0			2404	
						1670	---	37.0	211.6	89.5	88.0			2411	
							1865	41.3	211.5	90.3	88.0			2445	
49	580	---	---	---	---	---	---	13.3	219.0	77.5	78.0	571	8.20	927	*
		715	---	---	---	---	---	16.4	219.0	80.9	78.0			1141	
			1180	---	---	---	---	27.1	219.3	86.9	78.0			1889	
				1315	---	---	---	30.2	219.3	88.0	78.0			1985	
					1380	---	---	31.7	219.4	88.4	78.0			1998	
						1415	---	32.4	218.7	88.4	78.0			2004	
50	485	---	---	---	---	---	---	11.3	222.5	74.4	69.0	747	10.80	778	*
		605	---	---	---	---	---	14.0	221.0	78.0	69.0			965	
			1015	---	---	---	---	23.5	221.1	85.1	69.0			1620	
				1130	---	---	---	26.2	221.4	86.3	69.0			1716	
					1190	---	---	27.6	221.5	87.0	69.0			1728	
						1215	---	28.3	222.4	87.3	69.0			1733	
							1365	31.7	221.8	88.4	69.0			1758	
51	420	---	---	---	---	---	---	9.65	219.4	71.9	61.0	938	13.6	668	*
		520	---	---	---	---	---	12.1	222.2	76.3	61.0			835	
			885	---	---	---	---	20.5	221.2	84.0	61.0			1417	
				990	---	---	---	22.9	220.9	85.3	61.0			1529	
					1040	---	---	24.1	221.3	85.9	61.0			1540	
						1065	---	24.7	221.5	86.2	61.0			1545	
							1195	27.7	221.4	87.3	61.0			1568	

Nota (*) - VENTILAZIONE SOLO L.O. / FAN ONLY SIDE COMMUTATOR

Nota (°) - Regolazione di campo / Field weakening



Potenza eccitazione Excitation power	(w)	950	Tipo		
Cost. tempo eccitaz. Field time constant	(ms)	209	Size	MGL	132 P
Massa del motore Mass of the motor	(Kg)	195	Ventilazione Ventilation		IC 06
Momento d'inerzia rotore Rotor inertia moment	(Kgm2)	0.155			

Avv.	Velocità nominale n/min a tensione nominale di armatura Rated speed (rev/min) at rated voltage							Potenza Power kW	Coppia vel.nomin. Torque at rated speed Nm	Rendimento Efficiency %	Circuito di armatura Armature circuit			Max giri Max. speed (°)
	220	260	400	440	460	470	520				Corrente Current Amp	Res. 115°C mOhm	Ind. mH	
52	360	---	---	---	---	---	---	8.33	221.0	68.8	55.0	1170	16.8	576
		455	---	---	---	---	---	10.5	220.4	73.4	55.0			725
		780	---	---	---	---	---	18.1	221.6	82.3	55.0			1249
		875	---	---	---	---	---	20.2	220.5	83.5	55.0			1371
		920	---	---	---	---	---	21.3	221.1	84.2	55.0			1381
		945	---	---	---	---	---	21.9	221.3	84.7	55.0			1386
53	315	---	---	---	---	---	---	7.25	219.8	65.9	50.0	1420	20.3	501
		400	---	---	---	---	---	9.22	220.1	70.9	50.0			637
		695	---	---	---	---	---	16.1	221.2	80.5	50.0			1113
		780	---	---	---	---	---	18.1	221.6	82.3	50.0			1243
		825	---	---	---	---	---	19.1	221.1	83.0	50.0			1252
		845	---	---	---	---	---	19.6	221.5	83.4	50.0			1257
54	355	---	---	---	---	---	---	8.02	215.7	68.5	45.0	1710	24.1	564
		625	---	---	---	---	---	14.2	217.0	78.9	45.0			1001
		705	---	---	---	---	---	16.0	216.7	80.8	45.0			1126
		740	---	---	---	---	---	16.9	218.1	81.6	45.0			1164
		760	---	---	---	---	---	17.3	217.4	81.8	45.0			1168
		860	---	---	---	---	---	19.5	216.5	83.3	45.0			1187
55	310	---	---	---	---	---	---	6.96	214.4	65.3	41.0	2090	28.2	496
		560	---	---	---	---	---	12.6	214.9	76.8	41.0			899
		635	---	---	---	---	---	14.2	213.5	78.7	41.0			1014
		670	---	---	---	---	---	15.0	213.8	79.5	41.0			1072
		690	---	---	---	---	---	15.4	213.1	79.9	41.0			1087
		780	---	---	---	---	---	17.5	214.2	82.1	41.0			1105
56	515	---	---	---	---	---	---	12.0	222.5	75.9	39.5	2290	32.7	822
		580	---	---	---	---	---	13.5	222.3	77.7	39.5			929
		615	---	---	---	---	---	14.3	222.0	78.7	39.5			983
		630	---	---	---	---	---	14.7	222.8	79.2	39.5			1009
		715	---	---	---	---	---	16.6	221.7	80.8	39.5			1027
57	475	---	---	---	---	---	---	11.1	223.2	75.0	37.0	2530	37.5	759
		535	---	---	---	---	---	12.6	224.9	77.4	37.0			859
		570	---	---	---	---	---	13.3	222.8	78.1	37.0			903
		585	---	---	---	---	---	13.6	222.0	78.2	37.0			907
		660	---	---	---	---	---	15.5	224.3	80.6	37.0			922
58	435	---	---	---	---	---	---	9.96	218.6	73.2	34.0	2960	42.7	695
		495	---	---	---	---	---	11.3	218.0	75.5	34.0			789
		520	---	---	---	---	---	12.0	220.4	76.7	34.0			835
		535	---	---	---	---	---	12.3	219.5	77.0	34.0			859
		610	---	---	---	---	---	14.0	219.2	79.2	34.0			878

Nota (*) - VENTILAZIONE SOLO L.O. / FAN ONLY SIDE COMMUTATOR

Nota (°) - Regolazione di campo / Field weakening



Potenza eccitazione Excitation power (w)	950	Tipo Size MGL 132 P Ventilazione Ventilation IC 06
Cost. tempo eccitaz. Field time constant (ms)	209	
Massa del motore Mass of the motor (Kg)	195	
Momento d'inerzia rotore Rotor inertia moment (Kgm ²)	0.155	

Avv.	Velocità nominale n/min a tensione nominale di armatura Rated speed (rev/min) at rated voltage							Potenza Power kW	Coppia vel. nomin. Torque at rated speed Nm	Rendimento Efficiency %	Circuito di armatura Armature circuit			Max giri Max. speed (°)
	220	260	400	440	460	470	520				Corrente Current Amp	Res. 115°C mOhm	Ind. mH	
59			395	---	---	---	---	9.10	220.0	71.1	32.0	3420	47.9	635 723 767 789 824
			450	---	---	---	10.4	220.7	73.9	32.0				
			480	---	---	---	11.0	218.8	74.7	32.0				
			495	---	---	---	11.3	218.0	75.1	32.0				
			560	---	---	---	12.9	220.0	77.5	32.0				
60			370	---	---	---	---	8.45	218.1	70.4	30.0	3740	54.2	594 677 719 740 783
			425	---	---	---	9.63	216.4	73.0	30.0				
			450	---	---	---	10.2	216.5	73.9	30.0				
			460	---	---	---	10.5	218.0	74.5	30.0				
			525	---	---	---	12.0	218.3	76.9	30.0				
61			345	---	---	---	---	7.87	217.8	69.0	28.5	4130	60.3	552 631 670 690 738
			395	---	---	---	8.99	217.3	71.7	28.5				
			420	---	---	---	9.55	217.1	72.8	28.5				
			430	---	---	---	9.84	218.5	73.5	28.5				
			495	---	---	---	11.2	216.1	75.6	28.5				
62			320	---	---	---	---	7.24	216.1	67.0	27.0	4660	67.1	509 584 622 640 701
			365	---	---	---	8.31	217.4	69.9	27.0				
			390	---	---	---	8.84	216.5	71.2	27.0				
			400	---	---	---	9.11	217.5	71.8	27.0				
			460	---	---	---	10.4	215.9	74.1	27.0				

Nota (*) - VENTILAZIONE SOLO L.O. / FAN ONLY SIDE COMMUTATOR

Nota (°) - Regolazione di campo / Field weakening

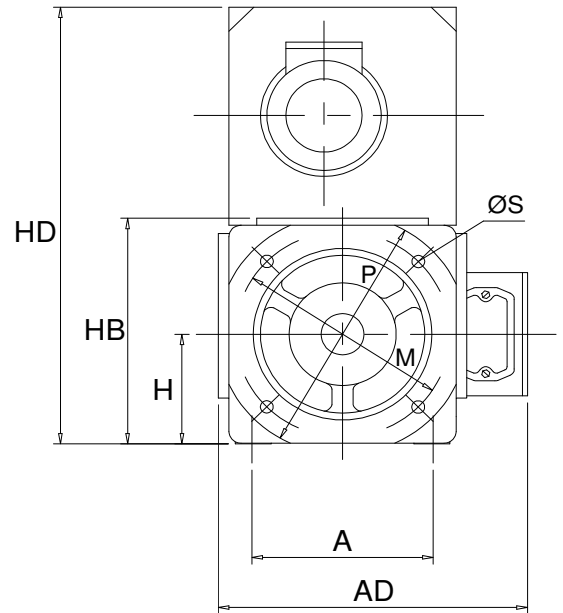
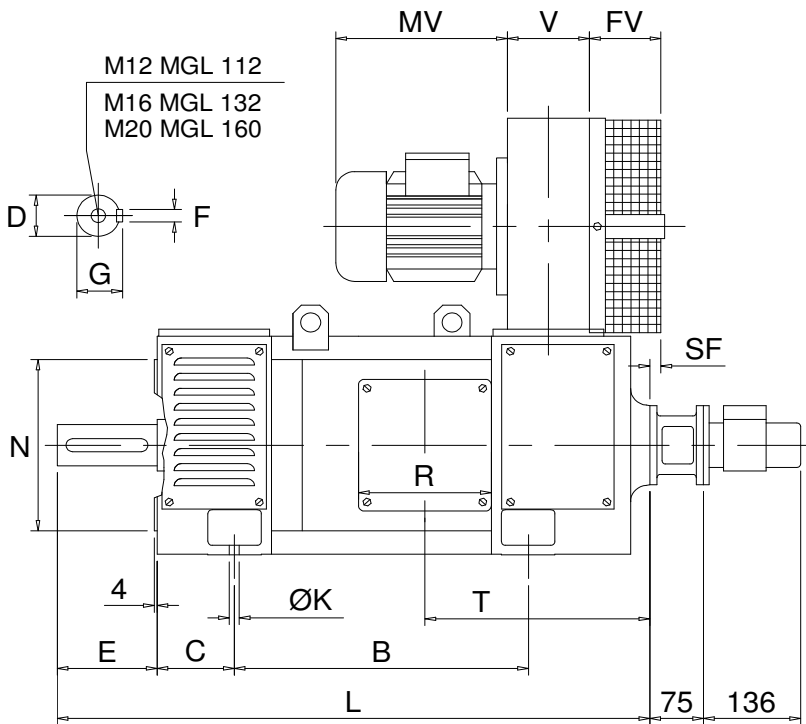


MOTORI C.C. SERIE MGL
GLEICHSTROMMOTOREN SERIE MGL
D.C. MOTORS SERIES MGL

Forma costr. IM B3/B5 e derivate - Mounting IM B3/B5 and derived
 Protezione IP23S - Protection IP23S
 Ventilazione IC06 - Cooling IC06

IN H 03

Foglio/Seite/Sheet
 D 09 93



MGL 160: MORSETTIERA RETTANGOLARE mm 200 x 270
 MGL 160: RECTANGULAR TERMINAL BOARD mm 200 x 270

QUOTE MORSETTIERA	TIPO	R	T
	MGL 112	170	240
DIMENSION TERMINAL BOARD	TIPO	R	T
	MGL 132	200	270
	MGL 160	200	325

TIPO	PIAZZAMENTO					ALBERO				FLANGIA				INGOMBRO				ELETTOVENT.				
	A	B	C	H	K	E	D	F	G	M	N	S	P	HD	HB	L	AD	FV	MV	V	SF	
112	S	288														550						
	M	190	318	70	112	12	80	38	10	41	215	180	14	250	445	233	580	325	65	185	92	22
	L		358														620					
132	S		330														656					
	M	216	370	89	132	12	110	48	14	51,5	265	230	14	300	525	273	696	395	70	211	115	34
	L		420														746					
	P		470														796					
160	K		342														760					
	S		372														790					
	M		412														830					
	L	254	462	108	160	14	140	60	18	64	300	250	18	350	630	329	880	450	73	211	135	10
	P		492														910					
	X2		572														990					

**TOLLERANZE SU QUOTE DI
ACCOPPIAMENTO**

Tables: T1

TOLERANCE ON CONNECTION QUOTAS18.05.2007
Sheet N°

	Dimensioni / Size	Tolleranza Tolerance
TOLLERANZA SU DIAMETRO D DELLA SPORGENZA D'ALBERO	Fino a $D = 28$ mm Untill $D = 28$ mm	j6
TOLERANCE ON DIAMETER D OF SHAFT END	Per $D = 32 \div 48$ mm For $D = 32 \div 48$ mm	k6
	Per D superiore a 48 mm For D higher than 48 mm	m6
LINGUETTA TANG	Per tutte For all	h9
FLANGIA B5 E DERIVATE QUOTA N DI CATALOGO	Per N fino a $\varnothing = 230$ mm For N untill $\varnothing = 230$ mm	j6
B5 FLANGE AND DERIVATIVES QUOTA N ON CATALOGUE	Per N oltre a $\varnothing = 230$ mm For N more than $\varnothing = 230$ mm	h6
ALTEZZA D'ASSE H DI CATALOGO HEIGHT AXIS H ON CATALOGUE	Per tutte For all	0 -0.5

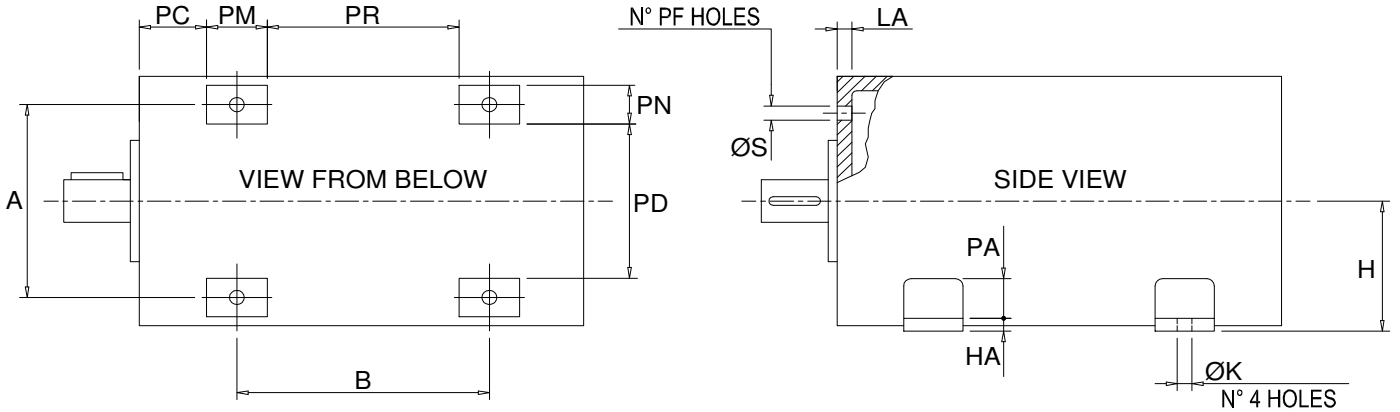


PIAZZAMENTO - QUOTE AUSILIARIE

18.05.2007
Sheet N°

PLACEMENT - AUXILIARY DIMENSION

Tables N°



TIPO/TYPE	A	PD	PN	PC	PM	PR	B	K	S	PF	LA	PA	HA	H	
80	S	170	123	36	57	55	100	160	9	11.5	4	16	31	9	80
	M						125	185							
	L						160	220							
100	S	216	150	45	54	65	132	192	12	14	4	20	35	10	100
	M						157	217							
	L						192	252							
112	S	190	146	31	48	52	228	288	12	14	4	16	40	15	112
	M						258	318							
	L						298	358							
132	S	216	172	38	62	55	275	330	12	14	4	20	40	15	132
	M						315	370							
	L						365	420							
160	P	254	200	50	71	75	415	470	14	18	4	25	52	15	160
	K						268	342							
	S						298	372							
	M						338	412							
	L						388	462							
P	418	492													

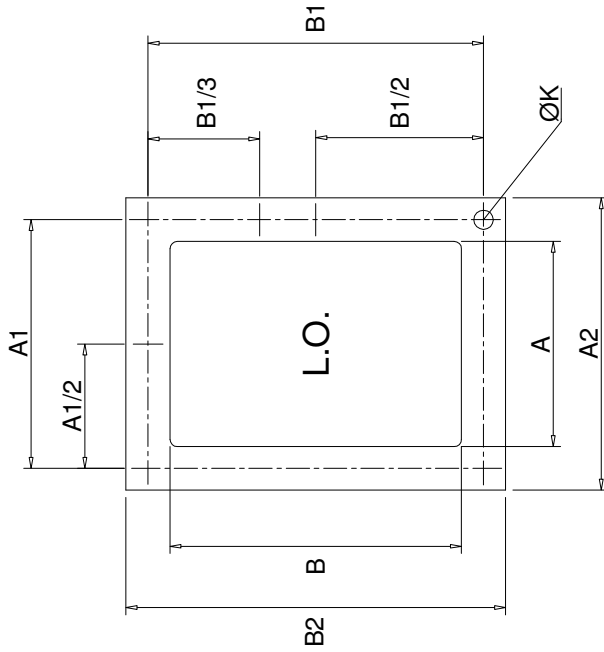


Tabella quote per bocchette di
adattamento ventilazione separata

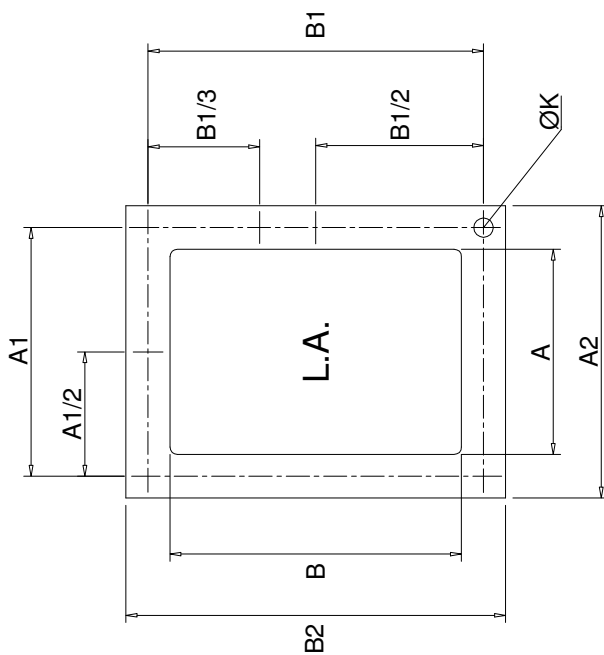
18.05.2007
Sheet N°

Dimensions table of adapted openings
for separated ventilation

Tables N° 40



A1/2 = B1/2 = N° 8 FORI
B1/3 = N° 10 FORI
A1/2 = B1/2 = N° 8 HOLES
B1/3 = N° 10 HOLES



A	B	A1	B1	A2	B2	TIPO
ON TOP / SUPERIORI						80
98	145	108	160	120	172	
ON SIDE / LATERALI						100
98	90	108	90	120	105	
ON TOP / SUPERIORI						100
100	170	113	178	125	134	
ON SIDE / LATERALI						100
100	120	113	122	125	190	
85	140	98	145	110	155	112
105	180	118	185	130	197	132
115	210	135	220	155	240	160

FORI / HOLES	
N°	K
4	6
4	7

TIPO	A	B	A1	B1	A2	B2
ON TOP / SUPERIORI						
80	90	145	108	160	120	172
	ON SIDE / LATERALI					
100	90	90	108	90	120	105
	ON TOP / SUPERIORI					
100	90	170	113	178	125	190
	ON SIDE / LATERALI					
112	90	120	113	122	125	134
	70	140	98	145	110	155
132	90	180	118	185	130	197
160	110	210	135	220	155	240