

CEAR



MOTORI ELETTRICI A CORRENTE CONTINUA PER APPLICAZIONI INDUSTRIALI

DIRECT CURRENT ELECTRIC MOTORS FOR INDUSTRIAL APPLICATIONS

SERIE MGLC COMPENSATI


GRANDEZZE 160 - 400 (4 POLI)
GRANDEZZA 500 (6 POLI)

POTENZE DA 20 A 1900 KW (a 1000 rpm)
COPPIE DA 185 A 18500 Nm

MGLC SERIES COMPENSATED

SIZE 160 - 400 (4 POLES)
SIZE 500 (6 POLES)

POWER FROM 20 TO 1900 KW (at 1000 rpm)
TORQUE FROM 185 TO 18500 Nm





MOTORI ELETTRICI A CORRENTE CONTINUA DIRECT CURRENT ELECTRIC MOTORS

Indice	Index	
Produzione CEAR.....	CEAR production.....	Pag. 3
Isolamento.....	Insulation.....	Pag. 4
Rappresentazione grafica.....	Graphical representation.....	Pag. 5
Lista componenti.....	Parts list.....	Pag. 6
Forme costruttive.....	Construction form.....	Pag. 7
Metodi di raffreddamento.....	Methods of cooling.....	Pag. 9
Tipi di servizio.....	Duty types.....	Pag. 11
Caratteristiche generali.....	General characteristics.....	Pag. 15
Grafici selezione motori.....	Graphics motor selection.....	Pag. 16
Motori taglia MGLC 160.....	Motors size MGLC 160.....	Pag. 19
Motori taglia MGLC 180.....	Motors size MGLC 180.....	Pag. 34
Motori taglia MGLC 200.....	Motors size MGLC 200.....	Pag. 52
Disegni d'ingombro MGLC 160-180-200.....	Motors dimensions MGLC 160-180-200.....	Pag. 77
Motori taglia MGLC 250.....	Motors size MGLC 250.....	Pag. 78
Motori taglia MGLC 280.....	Motors size MGLC 280.....	Pag. 102
Disegni d'ingombro MGLC 250-280.....	Motors dimensions MGLC 250-280.....	Pag. 117
Motori taglia MGLC 315.....	Motors size MGLC 315.....	Pag. 118
Motori taglia MGLC 400.....	Motors size MGLC 400.....	Pag. 146
Disegni d'ingombro MGLC 315-400.....	Motors dimensions MGLC 315-400.....	Pag. 176
Motori taglia MGLC 500.....	Motors size MGLC 500.....	Pag. 177
Disegni d'ingombro MGLC 500.....	Motors dimensions MGLC 500.....	Pag. 201
Tolleranze su quote di accoppiamento.....	Tolerances of connecting dimensions.....	Pag. 202
Piazzamento-Quote ausiliarie.....	Placement-Auxiliary dimension.....	Pag. 203
Tabella quote per bocchette di ventilazione separata.....	Dimensions table of adapted openings for separated ventilation.....	Pag. 204
Richiesta di assistenza e parti di ricambio.....	Inquiry of assistance and spare parts.....	Pag. 205



MOTORI ELETTRICI A CORRENTE CONTINUA DIRECT CURRENT ELECTRIC MOTORS

PRODUZIONE CEAR

Tutte le macchine costruite dalla ditta CEAR sono conformi alle norme CEI EN 60034-1 classificazione 2-3 fascicolo n°11111 (data di pubblicazione 2011), per le macchine elettriche rotanti ed alle raccomandazioni internazionali IEC.

Il collaudo viene eseguito su ogni macchina, secondo quanto stabilito dalle suddette norme, onde accertarne il corretto funzionamento.

Sono inoltre considerate esecuzioni rispondenti a particolari esigenze delle ditte committenti nel rispetto di eventuali normative estere e della buona regola d'arte.

CEAR PRODUCTION

All motors made by company CEAR are in accordance with the norms CEI EN 60034-1 classification 2-3 fasc. n°11111 (publication date 2011), for the electrical rotating machines and with the IEC international recommendations.

Every motor is tested as established from the above mentioned norms in order to verify the correct operation.

We are at complete disposal for eventual execution of motors answering to particular needs of our customers ever in the respect of eventual foreign norms and executed to art rule.



ISOLAMENTO

I motori della serie MGL e MGLC sono costruiti utilizzando materiali con isolamento in classe H.
La sovratemperatura ammessa per la classe H dalle norme CEI EN 60034-1 classificazione 2-3 fascicolo n°11111 (data pubblicazione 2011), è pari a $\Delta T = 125^\circ\text{C}$.

I motori indicati sul catalogo sono previsti per sovratemperature, relative alla classe F, pari a $\Delta T = 105^\circ\text{C}$.

I motori vengono perciò utilizzati per una sovratemperatura inferiore mediamente del 20% offrendo così un più elevato grado di affidabilità.

INSULATION

Motors of series MGL and MGLC are constructed using material with insulation class H.
The overtemperature admitted for the class from the norms CEI EN 60034-1 classification 2-3 fasc. n°11111 (publication date 2001), is like $\Delta T = 125^\circ\text{C}$.

Motors indicated on the catalogue are provided for overtemperature of class F, like to $\Delta T = 105^\circ\text{C}$.

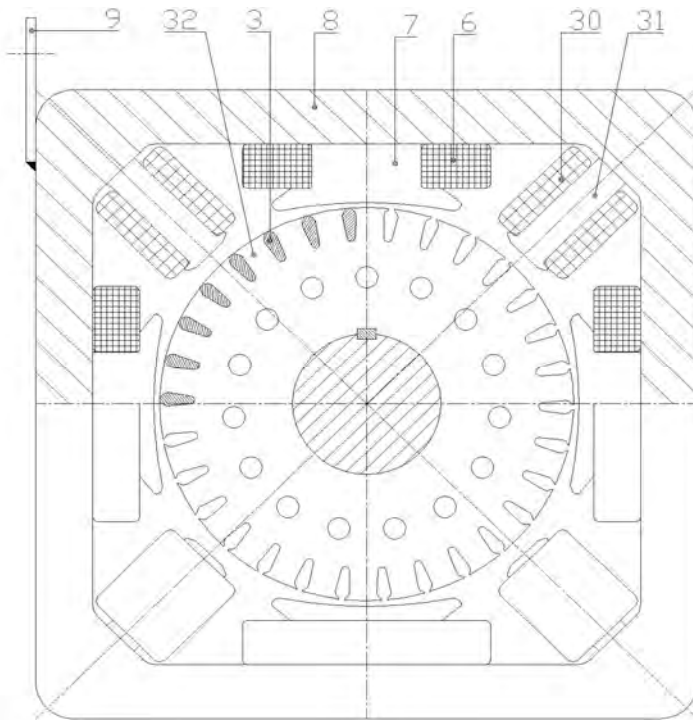
Motors are therefore used for a lower overtemperature of 20% on average, offering an higher reliability level.



Motori Serie MGL
Motoren Serie MGL
Motor Series MGL

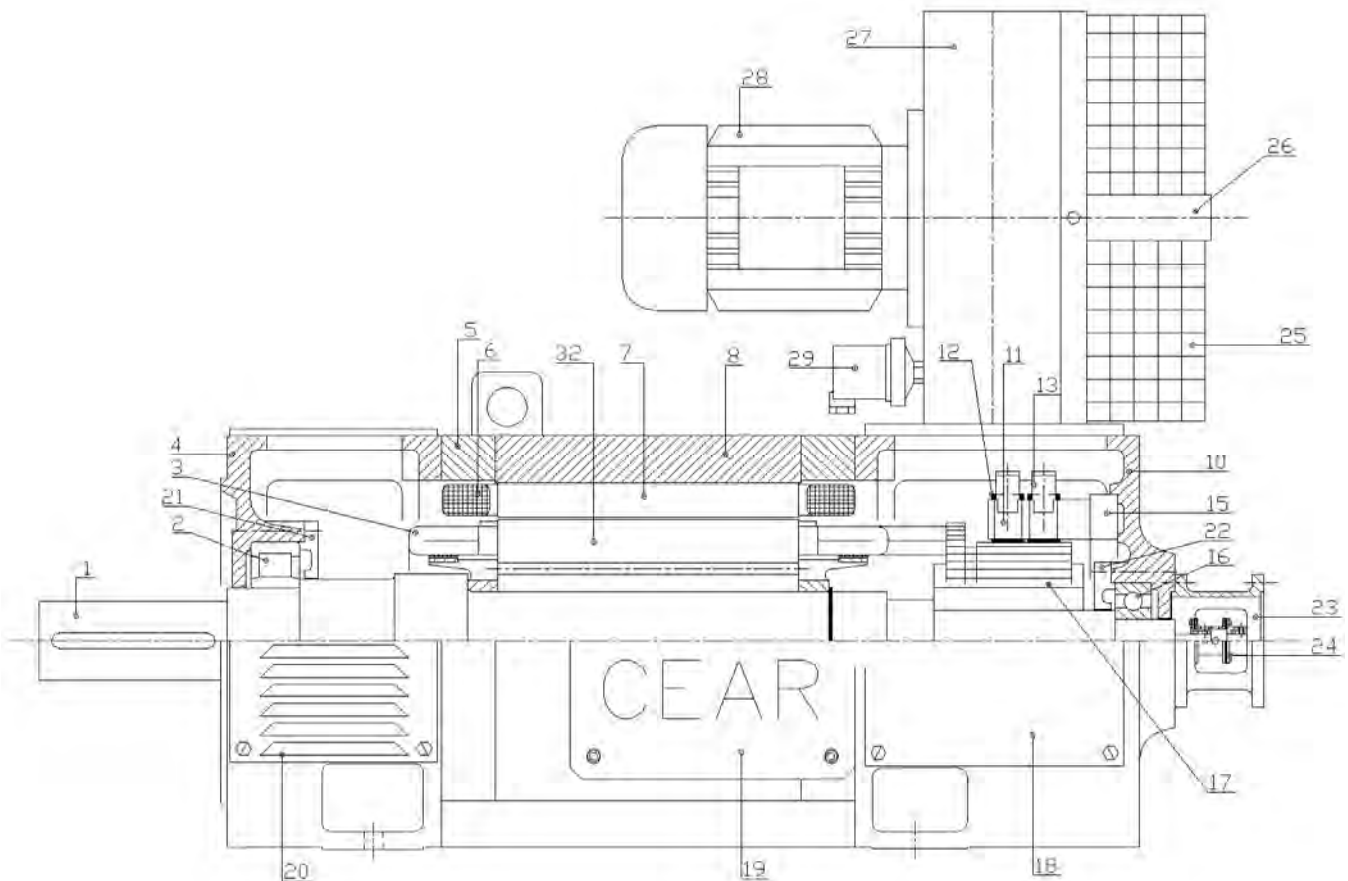
Tabella / Tisch / Tables
N° 3

Foglio / Seite / Sheet
N° 1



RAPPRESENTAZIONE GRAFICA
MOTORE SERIE MGL

DRAWINGS
MOTOR SERIAL MGL





Motori Serie MGL
Motoren Serie MGL
Motor Series MGL

Tabella / Tisch / Tables
N° 3

Foglio / Seite / Sheet
N° 2

LISTA COMPONENTI

MOTORE SERIE MGL

PARTS LISTS

MOTOR SERIAL MGL

1	Sporgenza d'albero	Shaft end
2	Cuscinetto lato accoppiamento	Bearing coupling side
3	Avvolgimento del rotore	Engine winding up
4	Scudo lato accoppiamento	Coupling shield side
5	Viti di fissaggio scudi - statore	Fixing screws shield-box
6	Bobina poli principali	Coil mains poles
7	Nucleo poli principali	Nucleous mains poles
8	Statore Lamellare	Blades package stator
9	Golfari di sollevamento	Lifting ring
10	Scudo lato opposto	Opposite shield side
11	Cassetto portaspazzole e spazzole	Drawer brushes-holder
12	Spazzole	Brushes
13	Molle spingi spazzole	Spring
15	Anello portaspazzole	Brushes-holder ring
16	Cuscinetto lato opposto	Bearing opposite side
17	Collettore	Collector
18	Portello ispezione lato opposto	Opposite side inspection door
19	Scatola Morsettiera	Terminal board
20	Portello lato accoppiamento	Coupling side door
21	Coperchietto interno lato accopp.	Coupling side interior small-cover
22	Coperchietto interno lato opposto	Opposite side interior small-cover
23	Lanterna attacco D.T.	Lantern for Tachogenerator
24	Giunto elastico di adattamento D.T.	Elastic Joint for tachogenerator
25	Filtro Ventilatore	Ventilator filter
26	Staffe di sostegno filtro	Support filter stirrups
27	Voluta ventiatore	Ventilator carter
28	Motore ventilatore	Ventilator engine
29	Relè anemostatico	Air flow control relay
30	Bobina poli ausiliari	Auxiliarys poles bobbin
31	Nucleo poli ausiliari	Nucleus auxiliarys poles
32	Pacco rotore	Rotor package

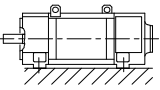
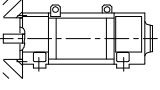
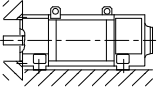
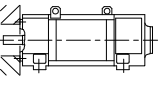
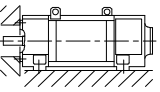





Forme costruttive
Construction Forms

18.05.2007
Sheet N° 10

Macchine ad asse orizzontale
Machines with horizontal shaft

Tables N° 04

Figura Sketch	CEI EN 60034-7		UNEL 05513	
	Cod. II	Cod. I		
	IM 1001	IM B3	B3	Fissata mediante piedi; piedi disposti verso il basso Mounted by feet, feet down
	IM 3001	IM B5	B5	Fissata sul lato della flangia con fori passanti, rivolto verso il lato comando Mounted by on D-end side of flange
	IM 2001	IM B35	B3/B5	Fissata mediante piedi disposti verso il basso; fissaggio ulteriore sul lato della flangia con fori passanti rivolto verso il lato comando Mounted by feet, feet down, with additional mounting on D-end side of flange
	IM 3601	IM B14	B14	Fissata sul lato della flangia con fori filettati, rivolto verso il lato comando Mounted by on D-end side of flange with tapped holes
	IM 2101	IM B34	B3/B14	Fissata mediante piedi, piedi disposti verso il basso. Fissaggio ulteriore sul lato della flangia con fori filettati rivolto verso il lato comando. Mounted by feet, feet down, with additional mounting on D-end side of flange with tapped holes
	IM 1051	IM B6	B6	Fissata mediante piedi; piedi a sinistra (visti dal lato comando) Mounted by feet, feet left (viewed from D-end)
	IM 1061	IM B7	B7	Fissata mediante piedi; piedi a destra (visti dal lato comando) Mounted by feet, feet right (viewed from D-end)
	IM 1070	IM B8	B8	Fissata mediante piedi; piedi disposti verso l'alto Mounted by feet, feet up



Forme costruttive
Construction Forms

18.05.2007
Sheet N° 10

Macchine ad asse verticale
Machines with vertical shaft

Tables N° 05

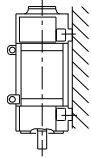
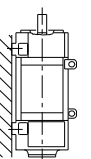
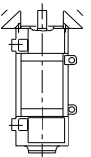
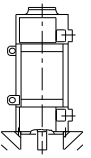
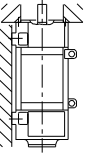
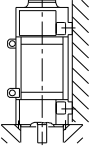
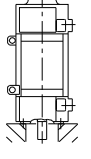
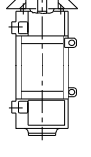
Figura Sketch	CEI EN 60034-7		UNEL 05513	
	Cod. II	Cod. I		
	IM 1011	IM V5	V5	Fissata mediante piedi; lato comando in basso Mounted by feet, D-end down
	IM 1031	IM V6	V6	Fissata mediante piedi; lato comando in alto Mounted by feet, D-end up
	IM 3031	IM V3	V3	Fissata sul lato della flangia con fori passanti rivolto verso il lato comando, lato comando in alto Mounted on D-end side of flange, D-end up
	IM 3011	IM V1	V1	Fissata sul lato della flangia con fori passanti, rivolto verso il lato comando, lato comando in basso Mounted on D-end side of flange, D-end down
	IM 2031	IM V36	V3/V6	Fissata mediante piedi; fissaggio ulteriore sulla flangia con fori passanti dal lato comando; lato comando in alto Mounted by feet, feet down, with additional mounting on D-end side of flange, D-end up
	IM 2011	IM V15	V1/V5	Fissata mediante piedi; fissaggio ulteriore sulla flangia con fori passanti dal lato comando; lato comando in basso Mounted by feet, feet down, with additional mounting on D-end side of flange, D-end down
	IM 3611	IM V18	V18	Fissata sul lato della flangia con fori filettati, dal lato comando, lato comando in basso Mounted by on D-end side of flange with tapped holes, D-end down
	IM 3631	IM V19	V19	Fissata sul lato della flangia con fori filettati, dal lato comando, lato comando in alto Mounted by on D-end side of flange with tapped holes, D-end up



Figura Sketch	CEI EN 60034-6 Semplificata Simplified	CEI EN 60034-6 Completo Complete	Descrizione Description	CEI EN 60034-5 Grado di Protezione Degrees of Protection
	IC 0 0	IC 0 A 0	Macchina raffreddata naturalmente Free convection	
	IC 0 1	IC 0 A 1	Macchina autoventilata Self-circulation	
	IC 1 1	IC 1 A 1	Macchina autoventilata con canale di aspirazione Self-circulation Inlet pipe duct circulated	
	IC 0 6	IC 0 A 6	Macchina raffreddata mediante dispositivo indipendente aspirante montato assialmente sulla macchina Circulation by machine-mounted axial Inlet independent component	IP 23
	IC 0 6	IC 0 A 6	Macchina raffreddata mediante dispositivo indipendente premente montato assialmente sulla macchina Circulation by machine-mounted axial Outlet independent component	
	IC 0 6	IC 0 A 6	Macchina raffreddata mediante dispositivo indipendente montato sulla macchina Circulation by machine-mounted independent component	
	IC 1 6	IC 1 A 6	Macchina raffreddata mediante dispositivo indipendente montato sulla macchina con canale di aspirazione Circulation by machine-mounted independent component, Inlet pipe duct circulated	
	IC 2 6	IC 2 A 6	Macchina raffreddata mediante dispositivo indipendente montato sulla macchina con canale di scarico Circulation by machine-mounted independent component, Outlet pipe duct circulated	

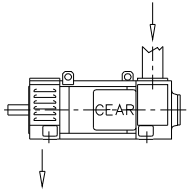
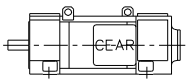
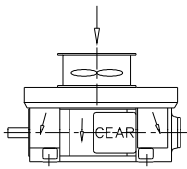
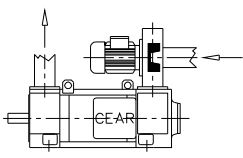
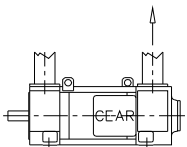
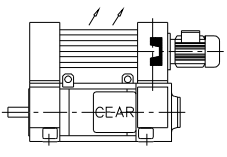
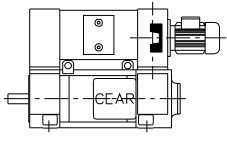
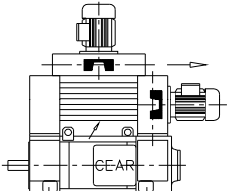


Metodi di Raffreddamento delle macchine elettriche rotanti

Rotating electrical machines, Methods of cooling

19.05.2007
Sheet N° 01

Tables N° 08

Figura Sketch	CEI EN 60034-6 Semplificata Simplified	CEI EN 60034-6 Completo Complete	Descrizione Description	CEI EN 60034-5 Grado di Protezione Degrees of Protection
	IC 1 7	IC 1 A 7	Macchina raffreddata mediante dispositivo separato e indipendente, mediante pressione della rete di distribuzione Circulation by separate and independent component, by coolant pressure system	IP 23
	IC 410	IC 4A1A0	Macchina chiusa raffreddata naturalmente Free-convection	
	IC 416	IC 4A1A6	Macchina chiusa raffreddata superficialmente, mediante dispositivo indipendente montato sulla macchina Frame surface cooled, circulation by machine-mounted independent component	
	IC 3 6	IC 3 A 6	Macchina raffreddata mediante dispositivo indipendente montato sulla macchina, canali di aspirazione e scarico Circulation by machine-mounted independent component, Inlet and Outlet pipe duct circulated	
	IC 3 7	IC 3 A 7	Macchina raffreddata mediante dispositivo separato e indipendente, canali di aspirazione e scarico Circulation by separate and independent component, Inlet and Outlet pipe duct circulated	IP 44
	IC 00 66	IC 6A6A0	Scambiatore di calore montato sulla macchina, circolazione mediante dispositivo indipendente. Machine-mouted heat exchanger, circulation by independent component	
	IC W37A86	IC 8A6W7	Scambiatore di calore montato sulla macchina, circolazione mediante dispositivo indipendente. Aria-Acqua Machine-mouted heat exchanger, circulation by independent component. Air-Water cooling	
	IC 06 66	IC 6A6A6	Scambiatore di calore montato sulla macchina, circolazione mediante dispositivo indipendente. Aria-Aria Machine-mouted heat exchanger, circulation by independent component. Air-Air cooling	



TIPI DI SERVIZIO E IDENTIFICAZIONE DEL SERVIZIO

Tabella/Tables
N° 9

DUTY TYPES AND DECLARATION OF DUTY

Foglio/Sheet
N° 1

----- Max
T: Temperature - - - - - Average
 ———— Instantaneous

P: Carico load

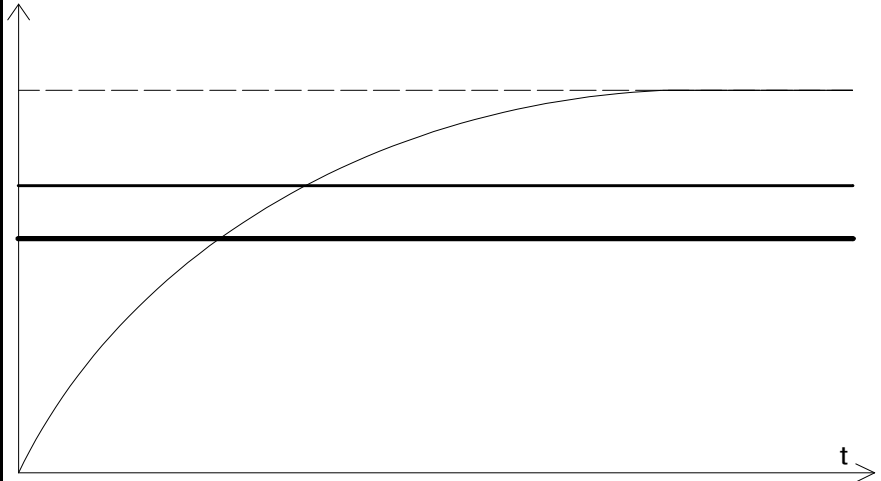
Pv: Perdite elettriche
Electrical losses

Servizio continuo S1

Funzionamento a carico costante di durata sufficiente a consentire alla macchina il raggiungimento dell'equilibrio termico.
L'abbreviazione appropriata è S1.

Continuous running duty S1

Operation at a constant load maintained for sufficient time to allow the machine to reach thermal equilibrium.
The appropriate abbreviation is S1.

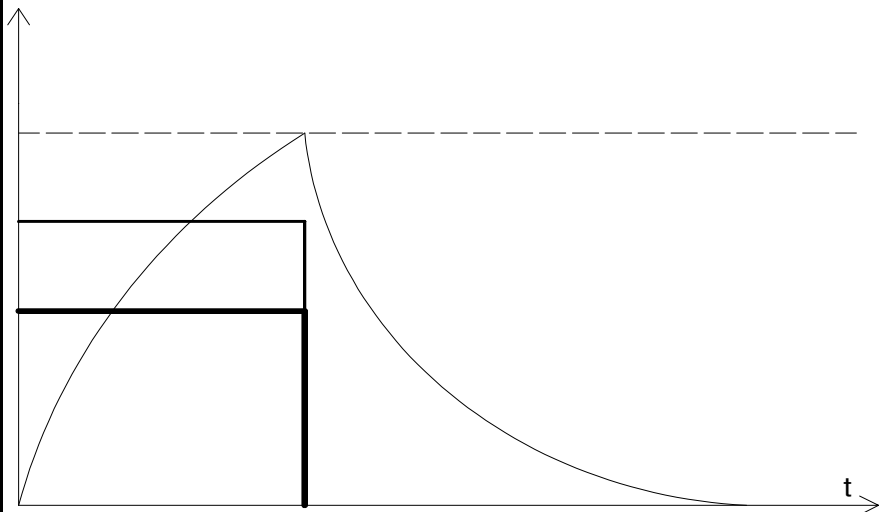


Servizio di durata limitata S2

Funzionamento a carico costante per un periodo di tempo determinato, inferiore a quello richiesto per raggiungere l'equilibrio termico, seguito da un tempo di riposo di durata sufficiente a ristabilire l'uguaglianza fra la temperatura della macchina e quella del fluido di raffreddamento, con una tolleranza di 2 K.
L'abbreviazione appropriata è S2, seguita dall'indicazione della durata del servizio.

Short - time duty S2

Operation at constant load for a given time, less than that required to reach thermal equilibrium, followed by a time de-energized and at rest of sufficient duration to re-establish machine temperatures within 2 K of the coolant temperature.
The appropriate abbreviation is S2, followed by an indication of the duration of the duty.

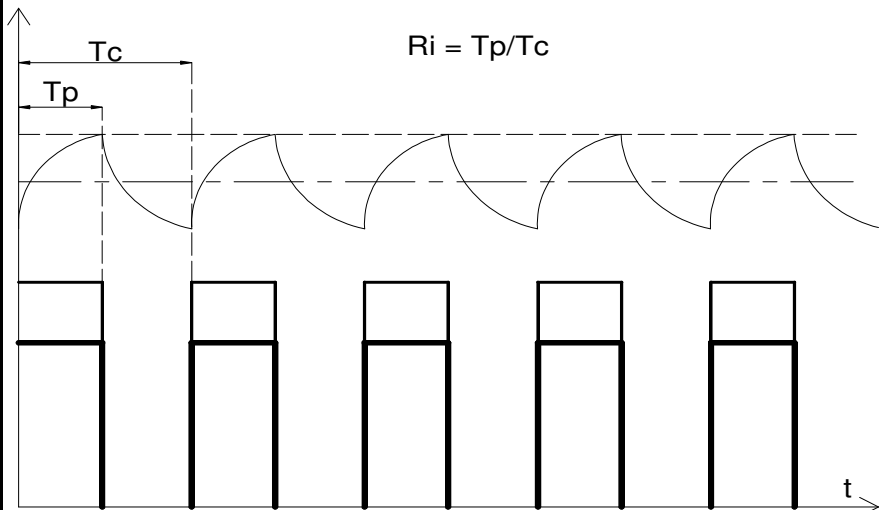


Servizio intermittente periodico S3⁽¹⁾

Sequenza di cicli di funzionamento identici, ciascuno comprendente un tempo di funzionamento a carico costante ed un tempo di riposo. In questo servizio il ciclo è tale che la corrente di avviamento non influenza la sovratemperatura in maniera significativa.
L'abbreviazione appropriata è S3, seguita dall'indicazione del rapporto di intermittenza Ri.

Intermittent periodic duty S3⁽¹⁾

A sequence of identical duty cycles, each including a time of operation at constant load and a time de-energized and at rest. In this duty, the cycle is such that the starting current does not significantly affect the temperature rise.
The appropriate abbreviation is S3, followed by the cyclic duration factor Ri.



(1) Il servizio periodico implica che l'equilibrio termico non è raggiunto durante il periodo a carico.

(1) Periodic duty implies that thermal equilibrium is not reached during the time on load.



TIPI DI SERVIZIO E IDENTIFICAZIONE DEL SERVIZIO

Tabella/Tables
N° 9

DUTY TYPES AND DECLARATION OF DUTY

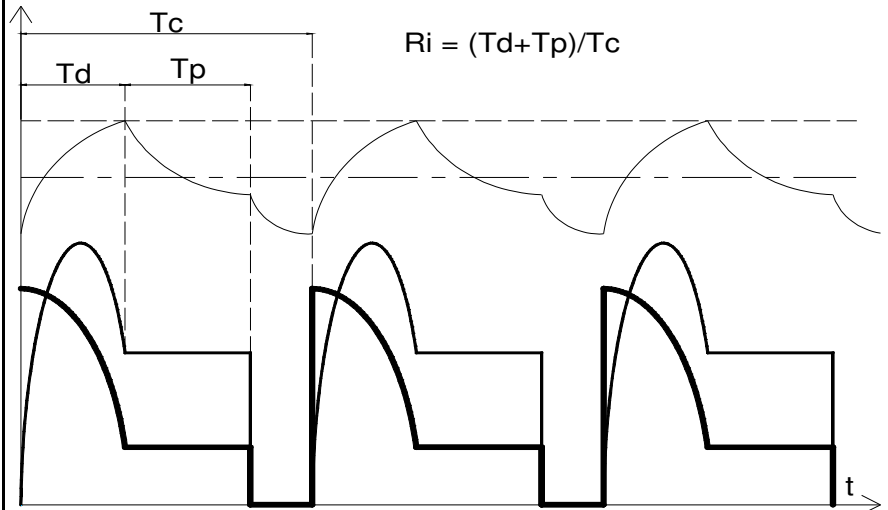
Foglio/Sheet
N° 2

----- Max
T: Temperature - - - - - Average
————— Instantaneous

P: Carico
load

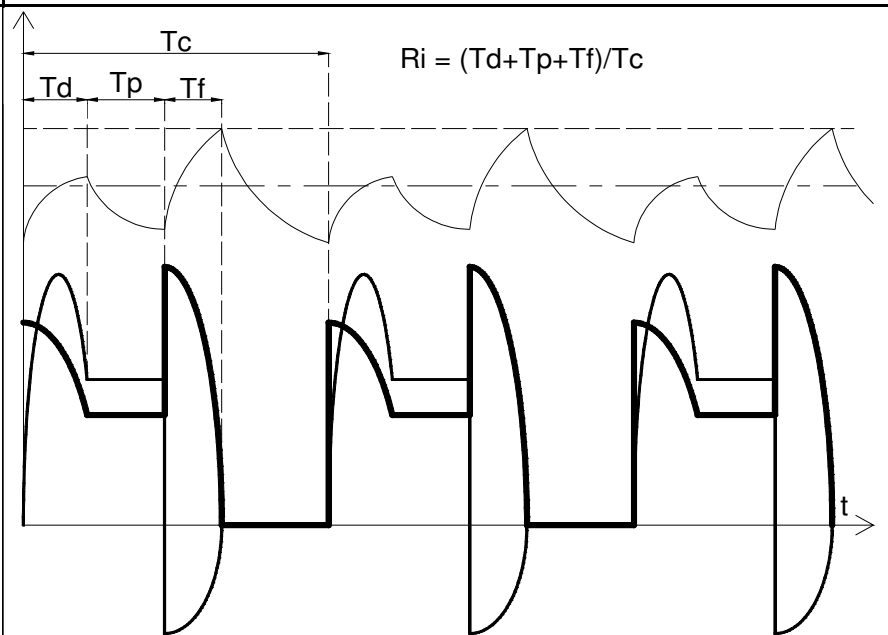
Pv: Perdite elettriche
Electrical losses

Servizio intermittente periodico con avviamento S4⁽¹⁾
Sequenza di cicli di funzionamento identici, ciascuno comprendente un tempo non trascurabile di avviamento, un tempo di funzionamento a carico costante ed un tempo di riposo.
L'abbreviazione appropriata è S4, seguita dal rapporto di intermittenza Ri, dal momento d'inerzia del motore e dal momento d'inerzia del carico, questi ultimi due riferiti all'albero motore.



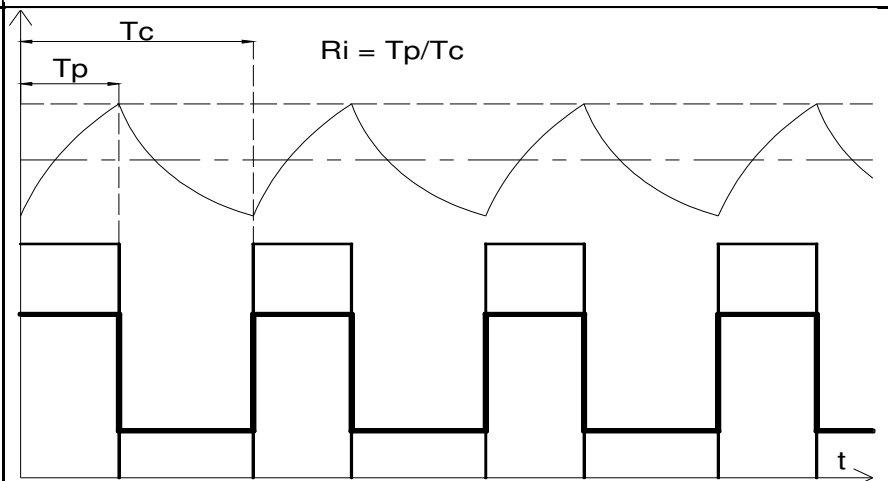
Intermittent periodic duty with starting S4⁽¹⁾
A sequence of identical duty cycles, each cycle including a significant starting time, a time of operation at constant load and a time de-energized and at rest.
The appropriate abbreviation is S4, followed by the cyclic duration factor Ri, the moment of inertia of the motor and the moment of inertia of the load, both referred to the motor shaft.

Servizio intermittente periodico con frenatura elettrica S5⁽¹⁾
Sequenza di cicli di funzionamento identici, ciascuno comprendente un tempo di avviamento, un tempo di funzionamento a carico costante, un tempo di frenatura elettrica rapida ed un tempo di riposo.
L'abbreviazione appropriata è S5, seguita dal rapporto di intermittenza Ri, dal momento d'inerzia del motore e dal momento d'inerzia del carico, questi ultimi due riferiti all'albero motore.



Intermittent periodic duty with electric braking S5⁽¹⁾
A sequence of identical duty cycles, each cycle consisting of a starting time, a time of operation at constant load, a time of electric braking and a time de-energized and at rest.
The appropriate abbreviation is S5, followed by the cyclic duration factor Ri, the moment of inertia of the motor and the moment of inertia of the load, both referred to the motor shaft.

Servizio ininterrotto periodico S6⁽¹⁾
Sequenza di cicli di funzionamento identici, ciascuno comprendente un tempo di funzionamento a carico costante ed un tempo di funzionamento a vuoto. Non esiste alcun tempo di riposo.
L'abbreviazione appropriata è S6, seguita dal rapporto d'intermittenza Ri.



Continuous-operation periodic duty S6⁽¹⁾
A sequence of identical duty cycles, each cycle consisting of a time of operation at constant load and a time of operation at no-load. There is no time de-energized and at rest.
The appropriate abbreviation is S6, followed by the cyclic duration factor Ri.

(1) Il servizio periodico implica che l'equilibrio termico non è raggiunto durante il periodo a carico.

(1) Periodic duty implies that thermal equilibrium is not reached during the time on load.



TIPI DI SERVIZIO E IDENTIFICAZIONE DEL SERVIZIO

Tabella/Tables
N° 9

DUTY TYPES AND DECLARATION OF DUTY

Foglio/Sheet
N° 3

----- Max
 T: Temperature - - - - - Average
 ————— Instantaneous

P: Carico
load

Pv: Perdite elettriche
Electrical losses

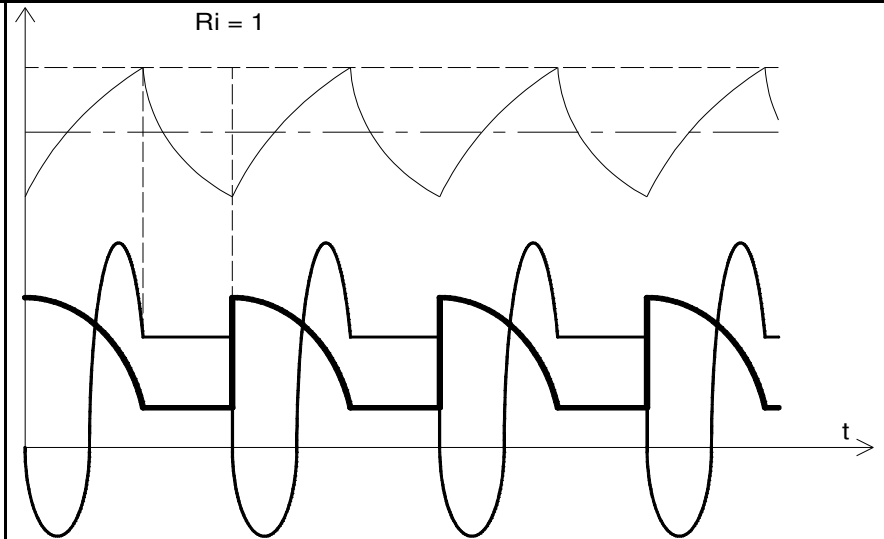
n: Velocità
speed

Servizio ininterrotto periodico con frenatura elettrica S7⁽¹⁾

Sequenza di cicli di funzionamento identici, ciascuno comprendente un tempo di avviamento, un tempo di funzionamento a carico costante ed un tempo di frenatura elettrica. Non esiste alcun periodo di riposo. L'abbreviazione appropriata è S7, seguita dal momento d'inerzia del motore e dal momento d'inerzia del carico, entrambi riferiti all'albero motore.

Continuous-operation periodic duty with electric braking S7⁽¹⁾

A sequence of identical duty cycles, each cycle consisting of a starting time, a time of operation at constant load and a time of electric braking. There is no time de-energized and at rest. The appropriate abbreviation is S7, followed by the moment of inertia of the motor and the moment of inertia of the load, both referred to the motor shaft.

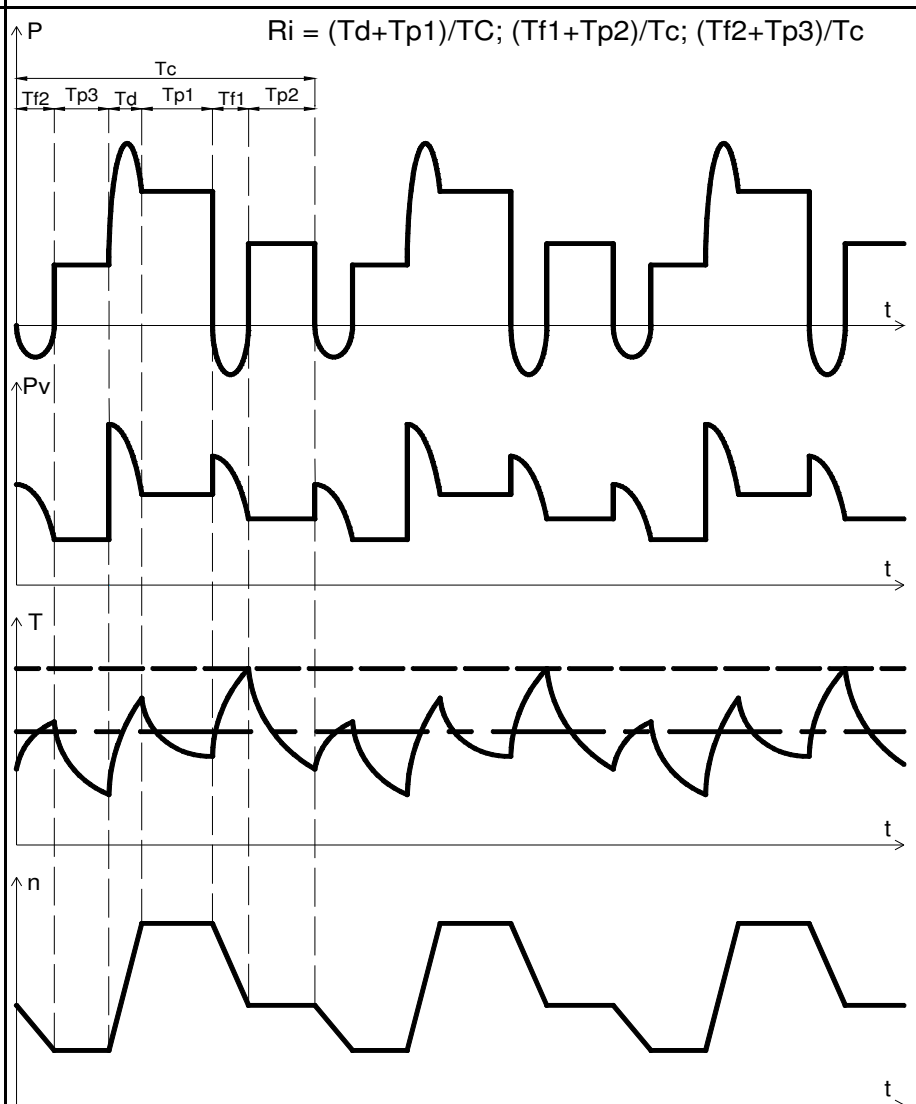


Servizio ininterrotto periodico con variazioni correlate di carico e velocità S8⁽¹⁾

Sequenza di cicli di funzionamento identici, ciascuno comprendente un tempo di funzionamento a carico costante corrispondente ad una prestabilita velocità di rotazione, seguito da uno o più tempi di funzionamento con altri carichi costanti corrispondenti a diverse velocità di rotazione (realizzato per esempio mediante cambio del numero di poli nel caso dei motori a induzione). Non esiste alcun tempo di riposo. L'abbreviazione appropriata è S8, seguita dal momento d'inerzia del motore e dal momento d'inerzia del carico, entrambi riferiti all'albero del motore, insieme al carico, alla velocità e al rapporto di intermittenza Ri, per ogni regime caratterizzato da una determinata velocità.

Continuous-operation periodic duty with related load/speed changes S8⁽¹⁾

A sequence of identical duty cycles, each cycle consisting of a time of operation at constant load corresponding to a predetermined speed of rotation, followed by one or more times of operation at other constant loads corresponding to different speed of rotation (carried out, for example, by means of a change in the number of poles in the case of induction motors). There is no time de-energized and at rest. The appropriate abbreviation is S8, followed by the moment of inertia of the motor and the moment of inertia of the load, both referred to the motor shaft, together with the load, speed and cyclic duration factor Ri for each speed condition.



(1) Il servizio periodico implica che l'equilibrio termico non è raggiunto durante il periodo a carico.

(1) Periodic duty implies that thermal equilibrium is not reached during the time on load.



TIPI DI SERVIZIO E IDENTIFICAZIONE DEL SERVIZIO

Tabella/Tables
N° 9

DUTY TYPES AND DECLARATION OF DUTY

Foglio/Sheet
N° 4

----- Max
 T: Temperature - - - - - Average
 ————— Instantaneous

P: Carico
load

Pv: Perdite elettriche
Electrical losses

n: Velocità
speed

Servizio con variazioni non periodiche di carico e velocità S9

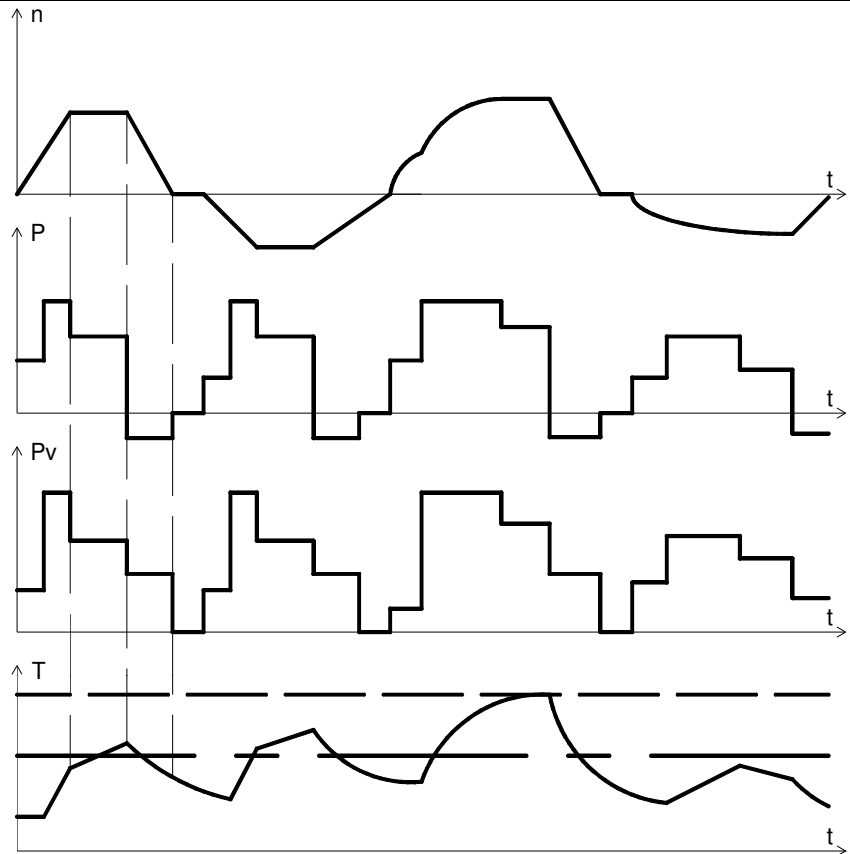
Servizio in cui generalmente il carico e la velocità variano in modo non periodico nel campo di funzionamento ammissibile. Questo servizio comprende sovraccarichi frequentemente applicati che possono essere largamente superiori ai valori di pieno carico.

L'abbreviazione appropriata è S9. Per questo tipo di servizio si prende come valore di riferimento per il concetto di sovraccarico un carico costante adeguatamente scelto e basato sul tipo di servizio S1.

Duty with non-periodic load and speed variations S9

A duty in which generally load and speed vary non-periodically within the permissible operating range. This duty includes frequently applied overloads that may greatly exceed the reference load.

The appropriate abbreviation is S9. For this duty type, a constant load appropriately selected and based on duty type S1 is taken as the reference value for the overload concept.



Servizio con carichi distinti costanti S10

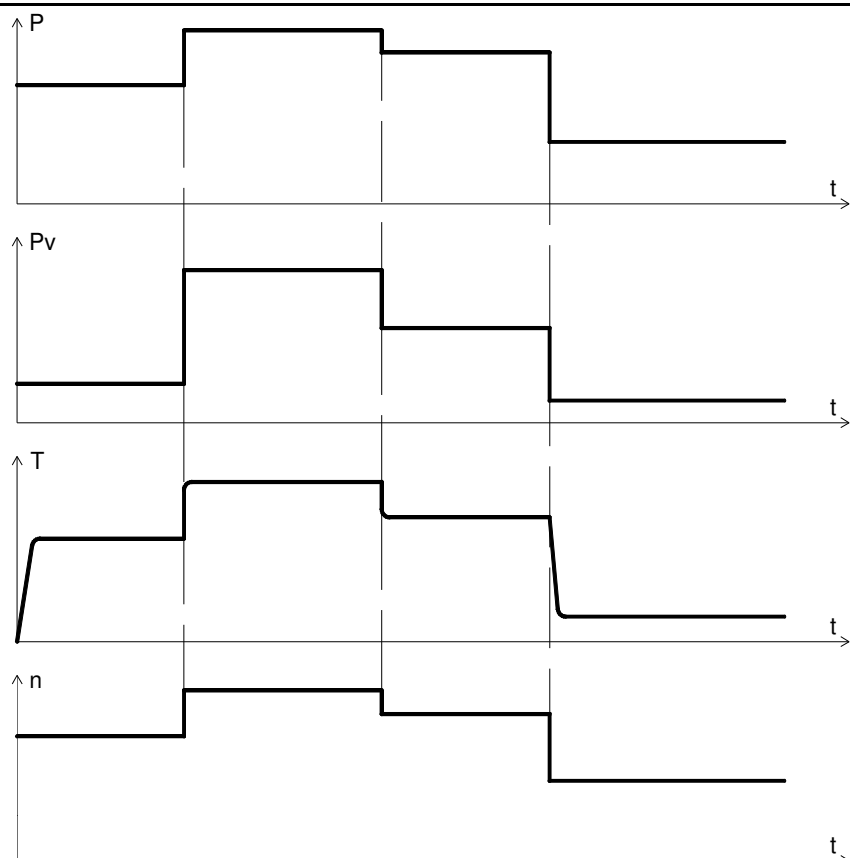
Servizio che consiste in un numero specifico di valori distinti di carico (o carico equivalente), mantenendo ogni valore per un tempo sufficiente per consentire alla macchina di raggiungere l'equilibrio termico. Il carico minimo durante un ciclo di servizio può avere valore zero (a vuoto o in stato di riposo).

L'abbreviazione appropriata è S10. Per questo tipo di servizio, deve essere assunto come valore di riferimento per i carichi distinti un carico costante adeguatamente scelto e basato sul servizio S1.

Duty with discrete constant loads and speeds S10

A duty consisting of a specific number of discrete values of load (or equivalent loading) and if applicable, speed, each load/speed combination being maintained for sufficient time to allow the machine to reach thermal equilibrium. The minimum load within a duty cycle may have the value zero (no-load or de-energized and at rest).

The appropriate abbreviation is S10. For this duty type a constant load appropriately selected and based on duty type S1 shall be taken as the reference value for the discrete loads.





**Motori Serie MGL C
Motoren Serie MGL C
Motor Series MGL C**

Tabella / Tisch / Tables
N° 14 D

Foglio / Seite / Sheet
N° 1

TIPO TYP TYPE			Momento inerzia Trageistsmoment Moment of inerzia		Eccitazione Erregung Excitation		Dati di Ventilazione Angaben uber die beluftung Ventilation Data			
	PESO GEWICHT WEIGHT	Velocità Drehzahl Speed Max	PD2	J	Costante di tempo Feldzeitconstant Time Constant	Potenza Erregerleistung Power	Potenza Leistung Out Put	Pressione Druck Pressure	Portata Forderstrom Air Flow	
	Kg	giri/1' u/min r.p.m.	Kgm ²	Kgm ²	ms	W	50Hz kW	mm H ₂ O	m ³ /1'	
160	K	220	4500	0.80	0.20	250	1000	1.1	100	18
	S	238		0.92	0.23	280	1100			
	M	264		1.12	0.28	310	1200			
	L	302		1.36	0.34	340	1300			
	P	320		1.48	0.37	360	1400			
180	K	315	3500	1.84	0.46	300	1300	1.5	115	23
	S	345		2.00	0.50	330	1450			
	M	378		2.28	0.57	360	1600			
	L	420		2.64	0.66	390	1850			
	P	455	3000	2.96	0.74	410	2100			
	X	506		3.32	0.83	430	2400			
200	K	510	3200	3.20	0.80	350	2000	2.2	130	28
	S	560		3.52	0.88	400	2150			
	M	605		4.12	1.03	450	2300			
	L	660		4.80	1.20	490	2500			
	P	700		5.33	1.33	520	2900			
	X	740	2800	5.80	1.45	550	3200			
	X2	770		6.32	1.58	590	3600			
250	K	900	3000	10.40	2.60	430	2100	2.2	120	50
	S	940		11.60	2.90	470	2300			
	M	1080		13.20	3.30	480	2700			
	L	1170		14.80	3.70	510	3100			
	P	1300		16.40	4.10	540	3500			
	X	1350		2700	17.60	4.40	560			
	X2	1460	19.04		4.76	580	4100			
	X4	1580	23.00		5.75	610	4400			
	280	S	1195	2600	23.60	5.90	430			
M		1350	26.40		6.60	470	2500			
L		1530	29.20		7.30	490	2800			
P		1830	33.20		8.30	510	3000			
315	K	1820	2500	30.00	7.50	500	2900	4.0	130	120
	S	1970		34.00	8.50	590	3500			
	M	2150		38.00	9.50	640	4000			
	L	2370		42.00	10.50	730	4500			
	P	2650		48.00	12.00	800	5200			
	X	2740		2300	51.20	12.80	850			
	X2	2930	56.90		14.23	870	5800			
	400	K	3150	2200	120.00	30.00	1050			
S		3500	132.00		33.00	1150	6000			
M		3900	146.00		36.50	1220	6600			
L		4400	162.80		40.70	1300	7400			
P		5000	180.00		45.00	1400	8300			
X		5400	2000	196.80	49.20	1500	9500			
500	K	5645	1800	240.00	60.00	1080	4600	9.0	150	170
	S	5930		264.00	66.00	1120	5000			
	M	6300		294.80	73.70	1160	5600			
	L	6720		330.40	82.60	1240	6200			
	P	7220		371.20	92.80	1300	7000			
	X	7700		412.00	103.00	1350	7700			



TABELLA SELEZIONE MOTORI
MGLC 160 - 180 - 200

DATA: 01/12/2011

Tabella 1

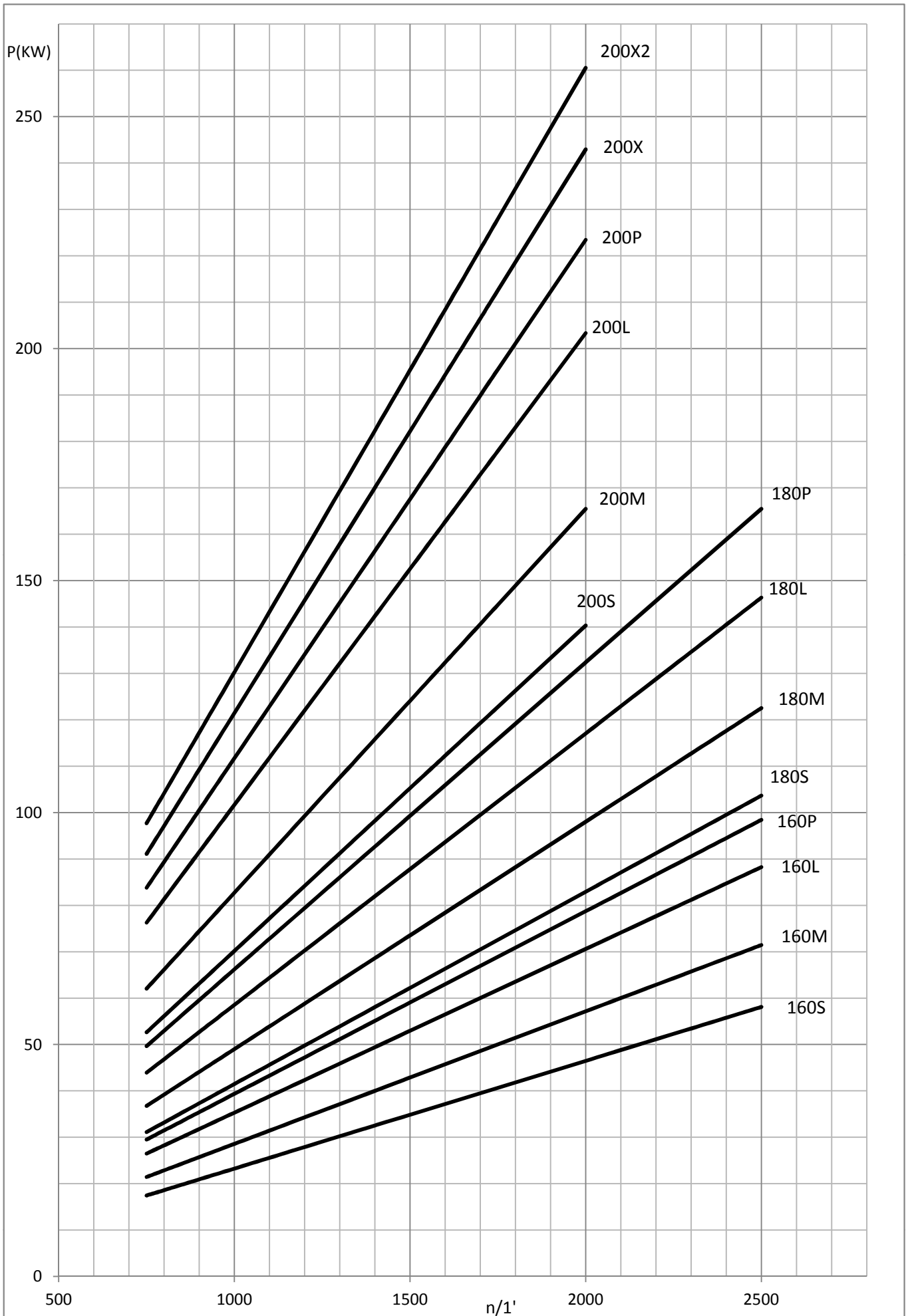




TABELLA SELEZIONE MOTORI
MGLC 250 -280

DATA: 01/12/2011

Tabella 2

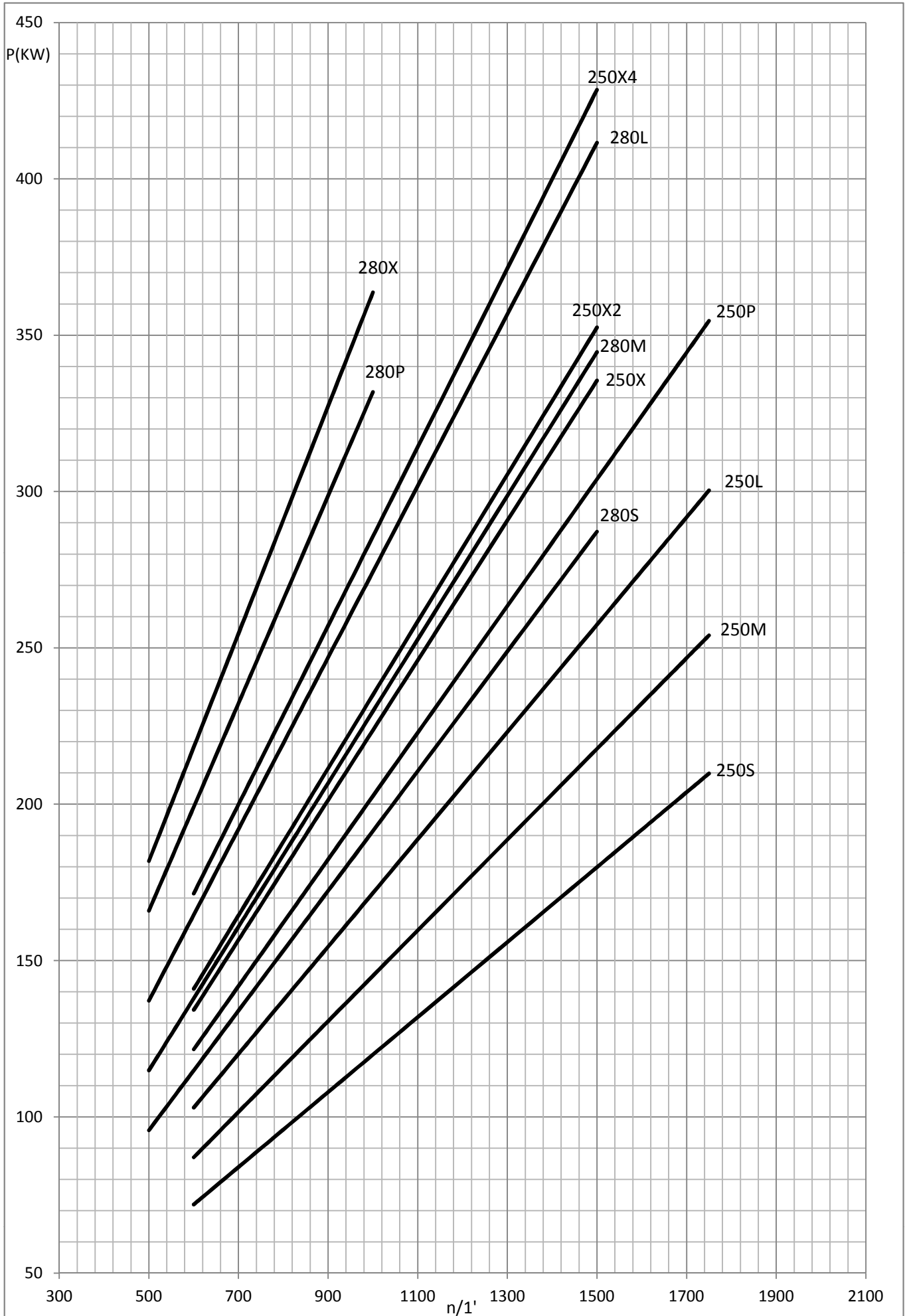
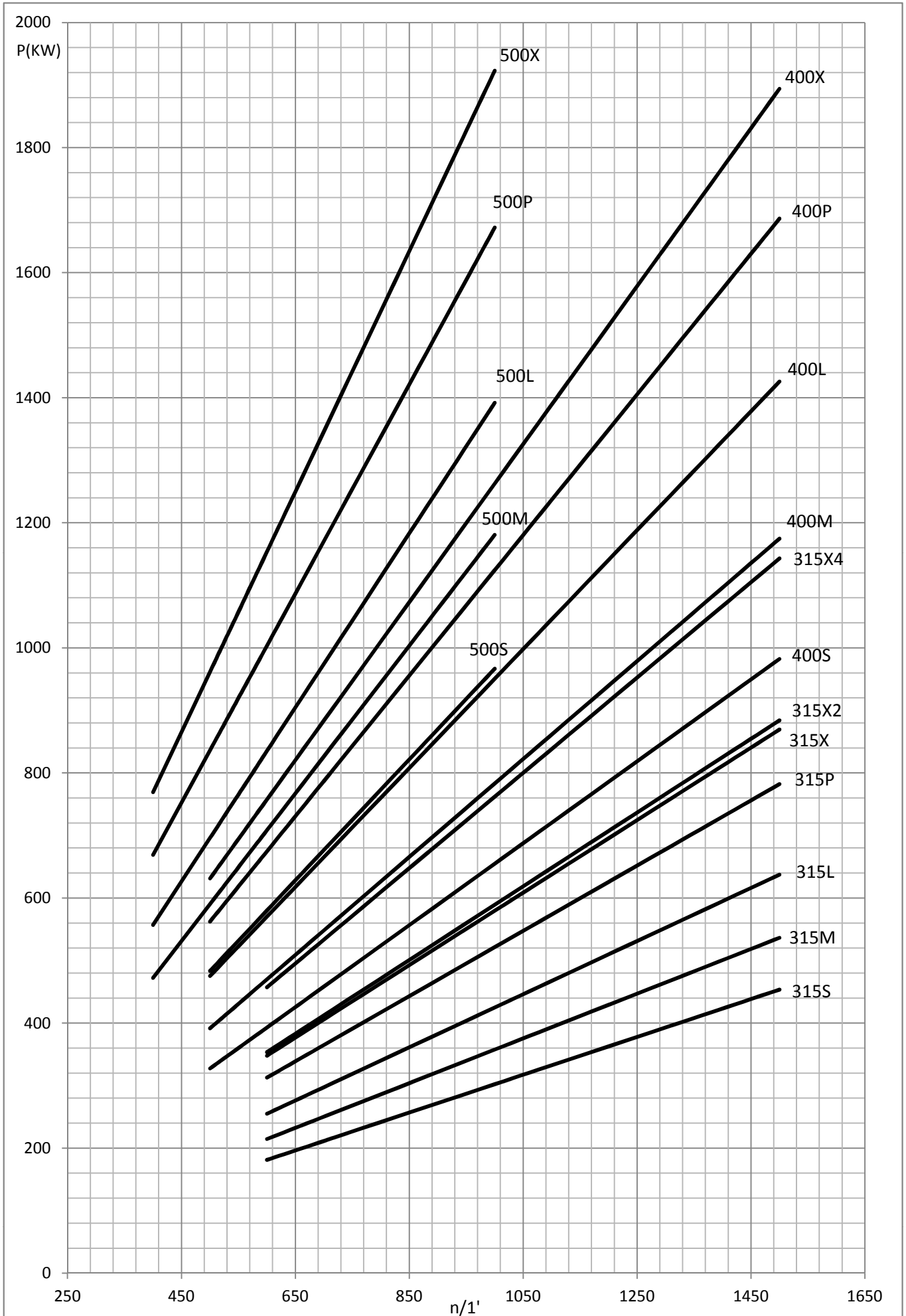




TABELLA SELEZIONE MOTORI
MGLC 315 - 400 - 500

DATA: 01/12/2011

Tabella 3





Potenza eccitazione
Excitation power (w) 2200
Cost. tempo eccitaz.
Field time constant (ms) 430
Massa del motore
Mass of the motor (Kg) 1195
Momento d'inerzia rotore
Rotor inertia moment (Kgm2) 5.9

Tipo
Size MGL C 280 S
Ventilazione
Ventilation IC 06

Avv.	Velocità nominale n/min a tensione nominale di armatura Rated speed (rev/min) at rated voltage							Potenza Power kW	Coppia vel. nomin. Torque at rated speed Nm	Rendimento Efficiency %	Circuito di armatura circuit			Max giri Max. speed (°)	
	400	440	460	520	600	700	810				Corrente Current Amp	Res. 115°C mOhm	Ind. mH		
41	2415	---	---	---	---	---	---	457	1806	95.6	1195	8.2	0.099	2500	*
42	2230	---	---	---	---	---	---	422	1805	95.4	1105	9.6	0.116	2500	*
		2460	---	---	---	---	---	465	1806	95.7	1105			2500	*
43	2070	---	---	---	---	---	---	392	1809	95.2	1030	11.0	0.134	2500	*
		2285	---	---	---	---	---	433	1809	95.5	1030			2500	*
		2395	---	---	---	---	---	453	1807	95.6	1030			2500	*
44	1935	---	---	---	---	---	---	367	1809	95.0	965	12.6	0.153	2500	*
		2135	---	---	---	---	---	405	1810	95.3	965			2500	*
		2235	---	---	---	---	---	424	1811	95.5	965			2500	*
45	1815	---	---	---	---	---	---	343	1805	94.8	905	14.3	0.174	2500	*
		2000	---	---	---	---	---	379	1809	95.1	905			2500	*
		2095	---	---	---	---	---	397	1808	95.3	905			2500	*
		2380	---	---	---	---	---	450	1807	95.7	905			2500	*
46	1705	---	---	---	---	---	---	323	1812	94.6	855	16.1	0.196	2500	*
		1885	---	---	---	---	---	357	1810	95.0	855			2500	*
		1975	---	---	---	---	---	374	1809	95.1	855			2500	*
		2240	---	---	---	---	---	425	1811	95.5	855			2500	*
47	1610	---	---	---	---	---	---	306	1814	94.4	810	18.0	0.219	2500	*
		1780	---	---	---	---	---	338	1812	94.8	810			2500	*
		1865	---	---	---	---	---	354	1811	94.9	810			2500	*
		2115	---	---	---	---	---	402	1814	95.4	810			2500	*
		2450	---	---	---	---	---	466	1815	95.8	810			2500	*

Nota (*) - VENTILAZIONE SOLO L.O. / FAN ONLY SIDE COMMUTATOR

Nota (°) - Regolazione di campo / Field weakening

CEAR S.r.l. - Via Valchiampo,14 - 36050 MONTORSO (Vicenza) - Italy

Telefoni 0039 0444 685505 - 685062 - Fax 0039 0444 686190 - www.cearmotors.com - info@cearmotors.com



Potenza eccitazione
Excitation power (w) 2200
Cost. tempo eccitaz.
Field time constant (ms) 430
Massa del motore
Mass of the motor (Kg) 1195
Momento d'inerzia rotore
Rotor inertia moment (Kgm2) 5.9

Tipo
Size MGL C 280 S
Ventilazione
Ventilation IC 06

Avv.	Velocità nominale n/min a tensione nominale di armatura Rated speed (rev/min) at rated voltage							Potenza Power kW	Coppia vel.nomin. Torque at rated speed Nm	Rendimento Efficiency %	Circuito di armatura Armature circuit			Max giri Max. speed (°)	
	400	440	460	520	600	700	810				Corrente Current Amp	Res. 115°C mOhm	Ind. mH		
48	1590	---	---	---	---	---	---	302	1813	94.3	800	18.4	0.225	2500	
		1755	---	---	---	---	---	333	1814	94.7	800			2500	
		---	1835	---	---	---	---	349	1818	94.9	800			2500	*
		---	---	2085	---	---	---	397	1817	95.3	800			2500	*
		---	---	---	2420	---	---	460	1814	95.8	800			2500	*
49	1465	---	---	---	---	---	---	278	1815	94.0	740	21.5	0.263	2500	
		1620	---	---	---	---	---	308	1813	94.5	740			2500	
		---	1695	---	---	---	---	322	1815	94.7	740			2500	
		---	---	1930	---	---	---	366	1811	95.1	740			2500	
		---	---	---	2235	---	---	424	1813	95.6	740			2500	*
50	1360	---	---	---	---	---	---	259	1817	93.7	690	24.8	0.304	2500	*
		1505	---	---	---	---	---	286	1815	94.2	690			2500	*
		---	1575	---	---	---	---	300	1817	94.4	690			2500	*
		---	---	1790	---	---	---	340	1816	94.9	690			2500	*
		---	---	---	2075	---	---	395	1818	95.4	690			2500	*
		---	---	---	---	2435	---	463	1816	95.9	690			2500	*
51	1270	---	---	---	---	---	---	239	1800	93.5	640	28.4	0.351	2500	*
		1405	---	---	---	---	---	265	1798	94.0	640			2500	*
		---	1470	---	---	---	---	277	1800	94.2	640			2500	*
		---	---	1670	---	---	---	315	1802	94.7	640			2500	*
		---	---	---	1940	---	---	366	1800	95.2	640			2500	*
		---	---	---	---	2275	---	429	1800	95.7	640			2500	*
52	1190	---	---	---	---	---	---	224	1795	93.2	600	32.1	0.399	2472	
		1315	---	---	---	---	---	247	1797	93.7	600			2500	
		---	1380	---	---	---	---	259	1794	93.9	600			2500	
		---	---	1565	---	---	---	295	1798	94.5	600			2500	
		---	---	---	1820	---	---	342	1795	95.0	600			2500	*
		---	---	---	---	2135	---	401	1795	95.6	600			2500	*
		---	---	---	---	---	2480	466	1796	96.0	600			2500	*
53	1115	---	---	---	---	---	---	212	1814	92.9	570	36.2	0.447	2316	
		1235	---	---	---	---	---	234	1811	93.4	570			2358	
		---	1295	---	---	---	---	246	1810	93.6	570			2378	
		---	---	1475	---	---	---	279	1808	94.2	570			2415	
		---	---	---	1710	---	---	324	1810	94.8	570			2451	
		---	---	---	---	2005	---	381	1812	95.4	570			2487	*
		---	---	---	---	---	2335	442	1809	95.8	570			2500	*
54	1085	---	---	---	---	---	---	206	1812	92.7	555	38.3	0.473	2254	
		1200	---	---	---	---	---	228	1813	93.3	555			2291	
		---	1255	---	---	---	---	239	1816	93.5	555			2304	
		---	---	1430	---	---	---	272	1813	94.1	555			2342	
		---	---	---	1660	---	---	315	1814	94.7	555			2379	
		---	---	---	---	1950	---	370	1813	95.3	555			2418	*
---	---	---	---	---	2265	430	1815	95.7	555	2445	*				

Nota (*) - VENTILAZIONE SOLO L.O. / FAN ONLY SIDE COMMUTATOR

Nota (°) - Regolazione di campo / Field weakening

CEAR S.r.l. - Via Valchiampo,14 - 36050 MONTORSO (Vicenza) - Italy

Telefoni 0039 0444 685505 - 685062 - Fax 0039 0444 686190 - www.cearmotors.com - info@cearmotors.com



Potenza eccitazione
Excitation power (w) 2200
Cost. tempo eccitaz.
Field time constant (ms) 430
Massa del motore
Mass of the motor (Kg) 1195
Momento d'inerzia rotore
Rotor inertia moment (Kgm2) 5.9

Tipo
Size MGL C 280 S
Ventilazione
Ventilation IC 06

Avv.	Velocità nominale n/min a tensione nominale di armatura Rated speed (rev/min) at rated voltage							Potenza Power kW	Coppia vel.nomin. Torque at rated speed Nm	Rendimento Efficiency %	Circuito di armatura Armature circuit			Max giri Max. speed (°)	
	400	440	460	520	600	700	810				Corrente Current Amp	Res. 115°C mOhm	Ind. mH		
55	1005	---	---	---	---	---	---	190	1808	92.4	515	44.1	0.550	2330	*
		1115	---	---	---	---	---	211	1804	92.9	515			2453	
		---	1165	---	---	---	---	221	1809	93.2	515			2500	
		---	---	1330	---	---	---	251	1804	93.8	515			2500	
		---	---	---	1545	---	---	292	1804	94.5	515			2500	
		---	---	---	---	1810	---	343	1808	95.1	515			2500	
		---	---	---	---	---	2105	399	1808	95.6	515			2500	
		---	---	---	---	---	---	---	---	---	---			---	
		---	---	---	---	---	---	---	---	---	---			---	
56	935	---	---	---	---	---	---	177	1804	92.0	480	50.4	0.633	2338	*
		1035	---	---	---	---	---	196	1804	92.6	480			2277	
		---	1090	---	---	---	---	205	1796	92.9	480			2180	
		---	---	1240	---	---	---	233	1798	93.5	480			2356	
		---	---	---	1440	---	---	271	1799	94.2	480			2448	
		---	---	---	---	1690	---	319	1800	94.9	480			2500	
		---	---	---	---	---	1965	371	1802	95.4	480			2500	
		---	---	---	---	---	---	---	---	---	---			---	
		---	---	---	---	---	---	---	---	---	---			---	
57	875	---	---	---	---	---	---	167	1818	91.5	455	57.2	0.714	2188	*
		970	---	---	---	---	---	185	1817	92.2	455			2135	
		---	1015	---	---	---	---	194	1821	92.5	455			2030	
		---	---	1160	---	---	---	221	1815	93.2	455			2204	
		---	---	---	1350	---	---	256	1814	93.9	455			2295	
		---	---	---	---	1585	---	301	1815	94.6	455			2500	
		---	---	---	---	---	1845	351	1815	95.2	455			2500	
		---	---	---	---	---	---	---	---	---	---			---	
		---	---	---	---	---	---	---	---	---	---			---	
58	820	---	---	---	---	---	---	157	1826	91.1	430	64.3	0.804	2050	*
		910	---	---	---	---	---	174	1823	91.8	430			2002	
		---	955	---	---	---	---	182	1822	92.1	430			1910	
		---	---	1090	---	---	---	208	1820	92.9	430			2071	
		---	---	---	1265	---	---	242	1824	93.7	430			2151	
		---	---	---	---	1490	---	284	1821	94.4	430			2500	
		---	---	---	---	---	1735	331	1821	95.0	430			2500	
		---	---	---	---	---	---	---	---	---	---			---	
		---	---	---	---	---	---	---	---	---	---			---	
59	775	---	---	---	---	---	---	147	1813	90.8	405	71.8	0.906	1937	*
		860	---	---	---	---	---	163	1811	91.5	405			1892	
		---	900	---	---	---	---	171	1815	91.8	405			1800	
		---	---	1025	---	---	---	195	1817	92.6	405			1948	
		---	---	---	1195	---	---	227	1814	93.4	405			2032	
		---	---	---	---	1405	---	267	1815	94.2	405			2389	
		---	---	---	---	---	1640	311	1811	94.8	405			2460	
		---	---	---	---	---	---	---	---	---	---			---	
		---	---	---	---	---	---	---	---	---	---			---	

Nota (*) - VENTILAZIONE SOLO L.O. / FAN ONLY SIDE COMMUTATOR

Nota (°) - Regolazione di campo / Field weakening

CEAR S.r.l. - Via Valchiampo,14 - 36050 MONTORSO (Vicenza) - Italy

Telefoni 0039 0444 685505 - 685062 - Fax 0039 0444 686190 - www.cearmotors.com - info@cearmotors.com



Potenza eccitazione Excitation power	(w)	2500	Tipo Size Ventilazione Ventilation	MGL C 280 M IC 06
Cost. tempo eccitaz. Field time constant	(ms)	470		
Massa del motore Mass of the motor	(Kg)	1350		
Momento d'inerzia rotore Rotor inertia moment	(Kgm2)	6.6		

Avv.	Velocità nominale n/min a tensione nominale di armatura Rated speed (rev/min) at rated voltage							Potenza Power kW	Coppia vel.nomin. Torque at rated speed Nm	Rendimento Efficiency %	Circuito di armatura circuit			Max giri Max. speed (°)		
	400	440	460	520	600	700	810				Corrente Current Amp	Res. 115°C mOhm	Ind. mH			
39	2395	---	---	---	---	---	---	543	2164	95.5	1420	6.9	0.084	2500	*	
40	2180	---	---	---	---	---	---	496	2171	95.3	1300	8.3	0.101	2500	*	
			2405	---	---	---	---	---	547	2171	95.6			1300	2500	*
			2520	---	---	---	---	---	572	2169	95.7			1300	2500	*
41	2000	---	---	---	---	---	---	454	2170	95.1	1195	9.8	0.119	2500	*	
			2210	---	---	---	---	---	502	2167	95.4			1195	2500	*
			2310	---	---	---	---	---	525	2171	95.5			1195	2500	*
42	1850	---	---	---	---	---	---	419	2164	94.8	1105	11.5	0.140	2500	*	
			2040	---	---	---	---	---	463	2166	95.2			1105	2500	*
			2140	---	---	---	---	---	485	2162	95.3			1105	2500	*
				2425	---	---	---	---	---	550	2166			95.7	1105	2500
43	1715	---	---	---	---	---	---	390	2170	94.6	1030	13.2	0.161	2500	*	
			1900	---	---	---	---	---	430	2163	95.0			1030	2500	*
			1985	---	---	---	---	---	451	2168	95.2			1030	2500	*
				2255	---	---	---	---	---	512	2167			95.6	1030	2500
			2610	---	---	---	---	---	593	2170	96.0			1030	2500	*
44	1600	---	---	---	---	---	---	364	2174	94.4	965	15.1	0.185	2500	*	
			1770	---	---	---	---	---	402	2171	94.7			965	2500	*
			1855	---	---	---	---	---	421	2169	94.9			965	2500	*
				2105	---	---	---	---	---	478	2171			95.3	965	2500
			2440	---	---	---	---	---	555	2171	95.8			965	2500	*
45	1500	---	---	---	---	---	---	341	2169	94.1	905	17.1	0.217	2500	*	
			1660	---	---	---	---	---	376	2166	94.6			905	2500	*
			1735	---	---	---	---	---	394	2170	94.7			905	2500	*
				1975	---	---	---	---	---	448	2166			95.2	905	2500
			2290	---	---	---	---	---	519	2166	95.7			905	2500	*

Nota (*) - VENTILAZIONE SOLO L.O. / FAN ONLY SIDE COMMUTATOR

Nota (°) - Regolazione di campo / Field weakening

CEAR S.r.l. - Via Valchiampo,14 - 36050 MONTORSO (Vicenza) - Italy

Telefoni 0039 0444 685505 - 685062 - Fax 0039 0444 686190 - www.cearmotors.com - info@cearmotors.com



Potenza eccitazione Excitation power	(w)	2500	Tipo Size	MGL C 280 M
Cost. tempo eccitaz. Field time constant	(ms)	470		
Massa del motore Mass of the motor	(Kg)	1350	Ventilazione Ventilation	IC 06
Momento d'inerzia rotore Rotor inertia moment	(Kgm2)	6.6		

Avv.	Velocità nominale n/min a tensione nominale di armatura Rated speed (rev/min) at rated voltage							Potenza Power kW	Coppia vel.nomin. Torque at rated speed Nm	Rendimento Efficiency %	Circuito di armatura Armature circuit			Max giri Max. speed (°)		
	400	440	460	520	600	700	810				Corrente Current Amp	Res. 115°C mOhm	Ind. mH			
46	1410	---	---	---	---	---	---	321	2175	93.9	855	19.3	0.236	2500		
		1560	---	---	---	---	---	355	2172	94.3	855			2500	*	
		1635	---	---	---	---	---	---	372	2171	94.5			855	2500	*
			1855	---	---	---	---	---	422	2174	95.0			855	2500	*
			2155	---	---	---	---	---	490	2171	95.5			855	2500	*
47	1330	---	---	---	---	---	---	303	2179	93.6	810	21.6	0.264	2500		
		1470	---	---	---	---	---	335	2179	94.1	810			2500		
		1540	---	---	---	---	---	---	351	2179	94.3			810	2500	
			1755	---	---	---	---	---	399	2173	94.8			810	2500	*
			2035	---	---	---	---	---	463	2174	95.3			810	2500	*
2385	---	---	---	---	---	543	2175	95.8	810	2500	*					
48	1315	---	---	---	---	---	---	299	2175	93.6	800	22.1	0.271	2500		
		1450	---	---	---	---	---	331	2180	94.1	800			2500		
		1520	---	---	---	---	---	---	347	2179	94.3			800	2500	
			1730	---	---	---	---	---	394	2176	94.8			800	2500	
			2005	---	---	---	---	---	457	2178	95.3			800	2500	*
2350	---	---	---	---	---	536	2179	95.8	800	2500	*					
49	1210	---	---	---	---	---	---	276	2178	93.2	740	25.8	0.318	2500		
		1340	---	---	---	---	---	305	2175	93.7	740			2500		
		1405	---	---	---	---	---	---	320	2174	94.0			740	2500	
			1595	---	---	---	---	---	364	2177	94.5			740	2500	
			1850	---	---	---	---	---	422	2179	95.1			740	2500	
2175	---	---	---	---	---	495	2174	95.6	740	2500	*					
50	1125	---	---	---	---	---	---	256	2176	92.9	690	29.8	0.367	2337	*	
		1245	---	---	---	---	---	284	2175	93.4	690			2377	*	
		1305	---	---	---	---	---	---	297	2175	93.6			690	2396	*
			1480	---	---	---	---	---	338	2181	94.2			690	2424	*
			1720	---	---	---	---	---	393	2179	94.8			690	2465	*
2020	---	---	---	---	---	461	2178	95.4	690	2500	*					
2345	---	---	---	---	---	536	2181	95.8	690	2500	*					
51	1050	---	---	---	---	---	---	237	2155	92.6	640	34.0	0.425	2181		
		1160	---	---	---	---	---	262	2159	93.1	640			2215		
		1215	---	---	---	---	---	---	275	2160	93.4			640	2231	
			1385	---	---	---	---	---	313	2157	94.0			640	2268	
			1605	---	---	---	---	---	363	2161	94.6			640	2300	*
1885	---	---	---	---	---	426	2160	95.2	640	2338	*					
2190	---	---	---	---	---	496	2162	95.7	640	2364	*					
52	980	---	---	---	---	---	---	221	2157	92.3	600	38.6	0.484	2035		
		1085	---	---	---	---	---	245	2157	92.8	600			2072		
		1140	---	---	---	---	---	---	257	2152	93.1			600	2093	
			1295	---	---	---	---	---	292	2156	93.7			600	2121	
			1505	---	---	---	---	---	340	2156	94.4			600	2157	
1765	---	---	---	---	---	399	2159	95.0	600	2189	*					
2055	---	---	---	---	---	464	2157	95.5	600	2218	*					

Nota (*) - VENTILAZIONE SOLO L.O. / FAN ONLY SIDE COMMUTATOR

Nota (°) - Regolazione di campo / Field weakening

CEAR S.r.l. - Via Valchiampo,14 - 36050 MONTORSO (Vicenza) - Italy

Telefoni 0039 0444 685505 - 685062 - Fax 0039 0444 686190 - www.cearmotors.com - info@cearmotors.com



Potenza eccitazione
Excitation power (w) 2500
Cost. tempo eccitaz.
Field time constant (ms) 470
Massa del motore
Mass of the motor (Kg) 1350
Momento d'inerzia rotore
Rotor inertia moment (Kgm2) 6.6

Tipo
Size MGL C 280 M
Ventilazione
Ventilation IC 06

Avv.	Velocità nominale n/min a tensione nominale di armatura Rated speed (rev/min) at rated voltage							Potenza Power kW	Coppia vel.nomin. Torque at rated speed Nm	Rendimento Efficiency %	Circuito di armatura Armature circuit			Max giri Max. speed (°)	
	400	440	460	520	600	700	810				Corrente Current Amp	Res. 115°C mOhm	Ind. mH		
53	920	---	---	---	---	---	---	209	2174	91.9	570	43.4	0.542	2300	
		1020	---	---	---	---	---	232	2172	92.5	570			2243	
		---	1070	---	---	---	---	243	2170	92.8	570			2140	
		---	---	1215	---	---	---	277	2176	93.4	570			2309	
		---	---	---	1415	---	---	322	2172	94.1	570			2406	
		---	---	---	---	1660	---	378	2175	94.8	570			2500	
		---	---	---	---	---	1935	440	2172	95.3	570			2500	*
		---	---	---	---	---	---	---	---	---	---			---	---
54	895	---	---	---	---	---	---	203	2171	91.7	555	45.9	0.574	2238	
		990	---	---	---	---	---	225	2175	92.3	555			2177	
		---	1040	---	---	---	---	236	2170	92.6	555			2080	
		---	---	1180	---	---	---	269	2179	93.3	555			2242	
		---	---	---	1375	---	---	313	2174	94.0	555			2338	
		---	---	---	---	1615	---	368	2175	94.7	555			2500	
		---	---	---	---	---	1880	428	2174	95.2	555			2500	---
		---	---	---	---	---	---	---	---	---	---			---	---
55	830	---	---	---	---	---	---	188	2162	91.2	515	53.0	0.667	2075	
		915	---	---	---	---	---	208	2173	91.9	515			2013	
		---	960	---	---	---	---	218	2172	92.2	515			1920	
		---	---	1100	---	---	---	249	2161	93.0	515			2090	
		---	---	---	1275	---	---	290	2168	93.7	515			2168	
		---	---	---	---	1500	---	340	2167	94.4	515			2500	
		---	---	---	---	---	1745	396	2168	95.0	515			2500	*
		---	---	---	---	---	---	---	---	---	---			---	---
56	770	---	---	---	---	---	---	174	2161	90.8	480	60.5	0.768	1925	
		855	---	---	---	---	---	193	2158	91.5	480			1881	
		---	900	---	---	---	---	203	2151	91.8	480			1800	
		---	---	1025	---	---	---	231	2153	92.6	480			1948	
		---	---	---	1190	---	---	269	2159	93.4	480			2023	
		---	---	---	---	1400	---	316	2158	94.2	480			2380	
		---	---	---	---	---	1630	368	2159	94.8	480			2445	*
		---	---	---	---	---	---	---	---	---	---			---	---
57	720	---	---	---	---	---	---	164	2179	90.2	455	68.6	0.868	1799	
		800	---	---	---	---	---	182	2175	91.0	455			1760	
		---	840	---	---	---	---	191	2173	91.3	455			1680	
		---	---	955	---	---	---	218	2181	92.2	455			1815	
		---	---	---	1115	---	---	254	2176	93.1	455			1896	
		---	---	---	---	1310	---	299	2180	93.9	455			2226	
		---	---	---	---	---	1525	348	2181	94.5	455			2288	---
		---	---	---	---	---	---	---	---	---	---			---	---
58	675	---	---	---	---	---	---	154	2184	89.8	430	77.1	0.978	1687	
		750	---	---	---	---	---	171	2182	90.6	430			1650	
		---	785	---	---	---	---	180	2188	91.0	430			1570	
		---	---	895	---	---	---	205	2191	91.9	430			1701	
		---	---	---	1045	---	---	239	2186	92.8	430			1777	
		---	---	---	---	1230	---	282	2187	93.6	430			2091	
		---	---	---	---	---	1435	328	2185	94.3	430			2153	---
		---	---	---	---	---	---	---	---	---	---			---	---
59	635	---	---	---	---	---	---	145	2175	89.3	405	86.2	1.10	1588	
		705	---	---	---	---	---	161	2177	90.2	405			1551	
		---	740	---	---	---	---	169	2177	90.5	405			1480	
		---	---	845	---	---	---	193	2177	91.5	405			1606	
		---	---	---	985	---	---	225	2178	92.4	405			1675	
		---	---	---	---	1160	---	265	2178	93.3	405			1972	
		---	---	---	---	---	1355	309	2175	94.0	405			2033	---
		---	---	---	---	---	---	---	---	---	---			---	---

Nota (*) - VENTILAZIONE SOLO L.O. / FAN ONLY SIDE COMMUTATOR

Nota (°) - Regolazione di campo / Field weakening



Potenza eccitazione
Excitation power (w) 2800
Cost. tempo eccitaz.
Field time constant (ms) 490
Massa del motore
Mass of the motor (Kg) 1530
Momento d'inerzia rotore
Rotor inertia moment (Kgm2) 7.3

Tipo
Size MGL C 280 L
Ventilazione
Ventilation IC 06

Avv.	Velocità nominale n/min a tensione nominale di armatura Rated speed (rev/min) at rated voltage							Potenza Power kW	Coppia vel. nomin. Torque at rated speed Nm	Rendimento Efficiency %	Circuito di armatura Armature circuit			Max giri Max. speed (°)	*
	400	440	460	520	600	700	810				Corrente Current Amp	Res. 115°C mOhm	Ind. mH		
39	1995	---	---	---	---	---	---	540	2584	95.1	1420	8.3	0.101	2500	*
		2200	---	---	---	---	---	596	2587	95.4	1420			2500	*
		2305	---	---	---	---	---	624	2585	95.5	1420			2500	*
40	1815	---	---	---	---	---	---	493	2592	94.7	1300	9.9	0.121	2500	*
		2005	---	---	---	---	---	544	2591	95.1	1300			2500	*
		2100	---	---	---	---	---	570	2591	95.2	1300			2500	*
41	1665	---	---	---	---	---	---	452	2590	94.5	1195	11.8	0.143	2500	*
		1840	---	---	---	---	---	499	2589	94.9	1195			2500	*
		1926	---	---	---	---	---	522	2590	95.0	1195			2500	*
		2185	---	---	---	---	---	593	2592	95.4	1195			2500	*
42	1535	---	---	---	---	---	---	416	2590	94.2	1105	13.7	0.168	2500	*
		1700	---	---	---	---	---	460	2584	94.6	1105			2500	*
		1780	---	---	---	---	---	482	2585	94.8	1105			2500	*
		2020	---	---	---	---	---	547	2586	95.2	1105			2500	*
43	1425	---	---	---	---	---	---	387	2593	94.0	1030	15.8	0.194	2500	*
		1575	---	---	---	---	---	428	2593	94.4	1030			2500	*
		1650	---	---	---	---	---	448	2593	94.6	1030			2500	*
		1875	---	---	---	---	---	509	2592	95.0	1030			2500	*
		2176	---	---	---	---	---	590	2590	95.5	1030			2500	*
44	1330	---	---	---	---	---	---	361	2595	93.6	965	18.1	0.222	2500	*
		1470	---	---	---	---	---	400	2596	94.1	965			2500	*
		1540	---	---	---	---	---	419	2596	94.3	965			2500	*
		1750	---	---	---	---	---	476	2596	94.8	965			2500	*
		2030	---	---	---	---	---	552	2596	95.3	965			2500	*
45	1245	---	---	---	---	---	---	338	2593	93.4	905	20.5	0.253	2500	*
		1380	---	---	---	---	---	374	2586	93.9	905			2500	*
		1445	---	---	---	---	---	392	2588	94.1	905			2500	*
		1640	---	---	---	---	---	445	2592	94.6	905			2500	*
		1905	---	---	---	---	---	517	2589	95.1	905			2500	*
		2235	---	---	---	---	---	606	2589	95.6	905			2500	*

Nota (*) - VENTILAZIONE SOLO L.O. / FAN ONLY SIDE COMMUTATOR

Nota (°) - Regolazione di campo / Field weakening

CEAR S.r.l. - Via Valchiampo,14 - 36050 MONTORSO (Vicenza) - Italy

Telefoni 0039 0444 685505 - 685062 - Fax 0039 0444 686190 - www.cearmotors.com - info@cearmotors.com



Potenza eccitazione			
Excitation power	(w)	2800	
Cost. tempo eccitaz.			
Field time constant	(ms)	490	
Massa del motore			
Mass of the motor	(Kg)	1530	
Momento d'inerzia rotore			
Rotor inertia moment	(Kgm2)	7.3	

Tipo			
Size	MGL	C	280 L
Ventilazione			
Ventilation			IC 06

Avv.	Velocità nominale n/min a tensione nominale di armatura Rated speed (rev/min) at rated voltage							Potenza Power kW	Coppia vel.nomin. Torque at rated speed Nm	Rendimento Efficiency %	Circuito di armatura Armature circuit			Max giri Max. speed (°)
	400	440	460	520	600	700	810				Corrente Current Amp	Res. 115°C mOhm	Ind. mH	
46	1170	---	---	---	---	---	---	318	2598	93.1	855	23.0	0.284	2430
		1295	---	---	---	---	---	352	2596	93.6	855			2473
		---	1360	---	---	---	---	369	2591	93.8	855			2497
		---	---	1545	---	---	---	420	2593	94.4	855			2500
		---	---	---	1790	---	---	487	2598	95.0	855			2500
		---	---	---	---	---	---	571	2592	95.5	855			2500
		---	---	---	---	---	2105	---	---	---	---			---
47	1105	---	---	---	---	---	---	301	2598	92.8	810	25.7	0.318	2295
		1225	---	---	---	---	---	333	2593	93.3	810			2339
		---	1280	---	---	---	---	349	2601	93.6	810			2350
		---	---	1460	---	---	---	397	2594	94.1	810			2391
		---	---	---	1695	---	---	460	2594	94.7	810			2429
		---	---	---	---	---	1985	540	2600	95.3	810			2462
		---	---	---	---	---	2310	628	2597	95.8	810			2493
48	1090	---	---	---	---	---	---	297	2601	92.7	800	26.4	0.327	2263
		1205	---	---	---	---	---	328	2601	93.3	800			2302
		---	1265	---	---	---	---	344	2597	93.5	800			2322
		---	---	1435	---	---	---	391	2605	94.1	800			2350
		---	---	---	1670	---	---	455	2599	94.7	800			2393
		---	---	---	---	---	1960	534	2599	95.3	800			2431
		---	---	---	---	---	2280	620	2598	95.7	800			2461
49	1005	---	---	---	---	---	---	273	2596	92.3	740	30.8	0.383	2087
		1110	---	---	---	---	---	302	2602	92.9	740			2119
		---	1165	---	---	---	---	317	2598	93.1	740			2139
		---	---	1325	---	---	---	361	2601	93.8	740			2170
		---	---	---	1540	---	---	419	2600	94.4	740			2207
		---	---	---	---	---	1810	492	2597	95.0	740			2245
		---	---	---	---	---	2105	573	2597	95.5	740			2272
50	930	---	---	---	---	---	---	254	2604	91.9	690	35.6	0.443	1932
		1030	---	---	---	---	---	281	2604	92.5	690			1967
		---	1080	---	---	---	---	294	2603	92.8	690			1983
		---	---	1230	---	---	---	335	2603	93.4	690			2014
		---	---	---	1430	---	---	390	2602	94.1	690			2050
		---	---	---	---	---	1680	458	2602	94.8	690			2084
		---	---	---	---	---	1955	533	2602	95.3	690			2110
51	865	---	---	---	---	---	---	234	2586	91.5	640	40.7	0.513	1797
		960	---	---	---	---	---	260	2582	92.2	640			1833
		---	1005	---	---	---	---	272	2586	92.4	640			1845
		---	---	1145	---	---	---	310	2586	93.2	640			1875
		---	---	---	1335	---	---	361	2580	93.9	640			1913
		---	---	---	---	---	1570	424	2577	94.6	640			1947
		---	---	---	---	---	1825	493	2580	95.1	640			1970
52	810	---	---	---	---	---	---	219	2578	91.1	600	46.1	0.584	1682
		900	---	---	---	---	---	242	2571	91.8	600			1718
		---	945	---	---	---	---	254	2568	92.1	600			1735
		---	---	1075	---	---	---	290	2574	92.9	600			1760
		---	---	---	1250	---	---	337	2574	93.6	600			1792
		---	---	---	---	---	1470	396	2575	94.4	600			1823
		---	---	---	---	---	1710	461	2576	94.9	600			1846

Nota (*) - VENTILAZIONE SOLO L.O. / FAN ONLY SIDE COMMUTATOR

Nota (°) - Regolazione di campo / Field weakening

CEAR S.r.l. - Via Valchiampo,14 - 36050 MONTORSO (Vicenza) - Italy

Telefoni 0039 0444 685505 - 685062 - Fax 0039 0444 686190 - www.cearmotors.com - info@cearmotors.com



Potenza eccitazione
Excitation power (w) 2800
Cost. tempo eccitaz.
Field time constant (ms) 490
Massa del motore
Mass of the motor (Kg) 1530
Momento d'inerzia rotore
Rotor inertia moment (Kgm2) 7.3

Tipo
Size MGL C 280 L
Ventilazione
Ventilation IC 06

Avv.	Velocità nominale n/min a tensione nominale di armatura Rated speed (rev/min) at rated voltage							Potenza Power kW	Coppia vel.nomin. Torque at rated speed Nm	Rendimento Efficiency %	Circuito di armatura Armature circuit			Max giri Max. speed (°)
	400	440	460	520	600	700	810				Corrente Current Amp	Res. 115°C mOhm	Ind. mH	
53	760	---	---	---	---	---	---	207	2597	90.7	570	51.8	0.655	1900
		845	---	---	---	---	---	229	2590	91.4	570			1859
		---	885	---	---	---	---	240	2594	91.7	570			1770
		---	---	1010	---	---	---	274	2592	92.5	570			1919
		---	---	---	1175	---	---	319	2594	93.3	570			1997
		---	---	---	---	1380	---	375	2598	94.1	570			2346
		---	---	---	---	---	1610	437	2593	94.7	570			2415
		---	---	---	---	---	---	---	---	---	---			---
54	740	---	---	---	---	---	---	201	2590	90.4	555	54.8	0.694	1850
		820	---	---	---	---	---	223	2593	91.2	555			1804
		---	860	---	---	---	---	234	2594	91.5	555			1720
		---	---	980	---	---	---	266	2596	92.3	555			1862
		---	---	---	1140	---	---	310	2598	93.2	555			1939
		---	---	---	---	1340	---	365	2601	93.9	555			2278
		---	---	---	---	---	1565	425	2595	94.6	555			2348
		---	---	---	---	---	---	---	---	---	---			---
55	685	---	---	---	---	---	---	185	2581	89.9	515	63.3	0.81	1713
		760	---	---	---	---	---	205	2582	90.7	515			1672
		---	795	---	---	---	---	216	2589	91.1	515			1591
		---	---	910	---	---	---	246	2583	91.9	515			1729
		---	---	---	1060	---	---	287	2584	92.8	515			1802
		---	---	---	---	1245	---	338	2589	93.7	515			2117
		---	---	---	---	---	1450	393	2591	94.4	515			2175
		---	---	---	---	---	---	---	---	---	---			---
56	635	---	---	---	---	---	---	172	2579	89.4	480	72.3	0.931	1588
		705	---	---	---	---	---	191	2579	90.2	480			1552
		---	740	---	---	---	---	200	2579	90.6	480			1481
		---	---	845	---	---	---	228	2581	91.5	480			1606
		---	---	---	985	---	---	266	2582	92.5	480			1675
		---	---	---	---	1160	---	314	2582	93.4	480			1972
		---	---	---	---	---	1355	366	2577	94.1	480			2033
		---	---	---	---	---	---	---	---	---	---			---
57	595	---	---	---	---	---	---	161	2592	88.7	455	81.9	1.05	1488
		660	---	---	---	---	---	179	2596	89.6	455			1452
		---	690	---	---	---	---	188	2608	90.0	455			1380
		---	---	790	---	---	---	215	2603	91.0	455			1501
		---	---	---	920	---	---	251	2608	92.0	455			1564
		---	---	---	---	1085	---	296	2607	93.0	455			1845
		---	---	---	---	---	1270	346	2598	93.8	455			1905
		---	---	---	---	---	---	---	---	---	---			---
58	555	---	---	---	---	---	---	152	2609	88.2	430	92.1	1.19	1388
		615	---	---	---	---	---	169	2618	89.1	430			1353
		---	650	---	---	---	---	177	2601	89.6	430			1300
		---	---	740	---	---	---	203	2614	90.6	430			1406
		---	---	---	865	---	---	236	2609	91.7	430			1471
		---	---	---	---	1020	---	279	2611	92.7	430			1734
		---	---	---	---	---	1190	326	2613	93.5	430			1785
		---	---	---	---	---	---	---	---	---	---			---
59	520	---	---	---	---	---	---	142	2607	87.6	405	103.0	1.34	1300
		580	---	---	---	---	---	158	2600	88.6	405			1276
		---	610	---	---	---	---	166	2597	89.1	405			1220
		---	---	700	---	---	---	190	2591	90.2	405			1330
		---	---	---	815	---	---	222	2600	91.3	405			1386
		---	---	---	---	960	---	262	2605	92.3	405			1632
		---	---	---	---	---	1125	306	2596	93.2	405			1688
		---	---	---	---	---	---	---	---	---	---			---

Nota (*) - VENTILAZIONE SOLO L.O. / FAN ONLY SIDE COMMUTATOR

Nota (°) - Regolazione di campo / Field weakening

CEAR S.r.l. - Via Valchiampo,14 - 36050 MONTORSO (Vicenza) - Italy

Telefoni 0039 0444 685505 - 685062 - Fax 0039 0444 686190 - www.cearmotors.com - info@cearmotors.com



Potenza eccitazione Excitation power	(w)	3000	Tipo Size Ventilazione Ventilation	MGL C 280 P IC 06
Cost. tempo eccitaz. Field time constant	(ms)	510		
Massa del motore Mass of the motor	(Kg)	1830		
Momento d'inerzia rotore Rotor inertia moment	(Kgm2)	8.3		

Avv.	Velocità nominale n/min a tensione nominale di armatura Rated speed (rev/min) at rated voltage							Potenza Power kW	Coppia vel.nomin. Torque at rated speed Nm	Rendimento Efficiency %	Circuito di armatura Armature circuit			Max giri Max. speed (°)	*
	400	440	460	520	600	700	810				Corrente Current Amp	Res. 115°C mOhm	Ind. mH		
39	1650	---	---	---	---	---	---	536	3102	94.4	1420	10.0	0.122	2500	*
		1820	---	---	---	---	---	592	3106	94.8	1420			2500	*
		1905	---	---	---	---	---	620	3108	94.9	1420			2500	*
40	1500	---	---	---	---	---	---	489	3113	94.0	1300	12.0	0.146	2500	*
		1655	---	---	---	---	---	540	3116	94.4	1300			2500	*
		1735	---	---	---	---	---	566	3115	94.6	1300			2500	*
41	1375	---	---	---	---	---	---	448	3111	93.7	1195	14.2	0.174	2500	*
		1520	---	---	---	---	---	495	3110	94.1	1195			2500	*
		1590	---	---	---	---	---	519	3117	94.4	1195			2500	*
		1805	---	---	---	---	---	589	3116	94.8	1195			2500	*
42	1265	---	---	---	---	---	---	413	3117	93.4	1105	16.6	0.204	2500	*
		1400	---	---	---	---	---	456	3113	93.9	1105			2500	*
		1470	---	---	---	---	---	478	3107	94.1	1105			2500	*
		1670	---	---	---	---	---	544	3109	94.6	1105			2500	*
43	1175	---	---	---	---	---	---	383	3115	93.1	1030	19.1	0.235	2396	*
		1300	---	---	---	---	---	424	3115	93.6	1030			2437	*
		1360	---	---	---	---	---	444	3120	93.8	1030			2437	*
		1550	---	---	---	---	---	505	3113	94.4	1030			2480	*
		1800	---	---	---	---	---	587	3112	94.9	1030			2500	*
44	1095	---	---	---	---	---	---	358	3121	92.7	965	21.9	0.269	2269	*
		1210	---	---	---	---	---	396	3125	93.2	965			2291	*
		1270	---	---	---	---	---	415	3120	93.5	965			2306	*
		1445	---	---	---	---	---	472	3120	94.1	965			2345	*
		1680	---	---	---	---	---	548	3116	94.7	965			2387	*
45	1025	---	---	---	---	---	---	334	3116	92.4	905	24.8	0.307	2422	*
		1135	---	---	---	---	---	370	3114	93.0	905			2455	
		1190	---	---	---	---	---	388	3114	93.2	905			2477	
		1355	---	---	---	---	---	442	3112	93.8	905			2500	
		1575	---	---	---	---	---	513	3110	94.5	905			2500	
		1845	---	---	---	---	---	602	3117	95.1	905			2500	

Nota (*) - VENTILAZIONE SOLO L.O. / FAN ONLY SIDE COMMUTATOR

Nota (°) - Regolazione di campo / Field weakening



Potenza eccitazione Excitation power	(w)	3000	Tipo Size	MGL C 280 P
Cost. tempo eccitaz. Field time constant	(ms)	510		
Massa del motore Mass of the motor	(Kg)	1830	Ventilazione Ventilation	IC 06
Momento d'inerzia rotore Rotor inertia moment	(Kgm2)	8.3		

Avv.	Velocità nominale n/min a tensione nominale di armatura Rated speed (rev/min) at rated voltage							Potenza Power kW	Coppia vel.nomin. Torque at rated speed Nm	Rendimento Efficiency %	Circuito di armatura Armature circuit			Max giri Max. speed (°)			
	400	440	460	520	600	700	810				Corrente Current Amp	Res. 115°C mOhm	Ind. mH				
46	965	1065	---	---	---	---	---	315	3115	92.1	855	27.9	0.346	2174	*		
			---	---	---	---	---	---	349	3125	92.7			855		2198	
			---	---	1120	---	---	---	---	365	3115			92.9		855	2217
			---	---	---	1275	---	---	---	416	3116			93.6		855	2265
			---	---	---	---	1480	---	---	483	3119			94.3		855	2296
			---	---	---	---	---	---	1735	568	3125			94.9		855	2334
			---	---	---	---	---	---	---	---	---			---		---	---
47	910	1005	---	---	---	---	---	297	3118	91.7	810	31.1	0.387	2305	*		
			---	---	---	---	---	---	---	329	3125			92.3		810	2341
			---	---	1055	---	---	---	---	345	3123			92.6		810	2368
			---	---	---	1200	---	---	---	393	3127			93.3		810	2402
			---	---	---	---	1395	---	---	457	3128			94.0		810	2449
			---	---	---	---	---	---	1640	537	3126			94.7		810	2500
			---	---	---	---	---	---	1910	625	3123			95.2		810	2500
48	895	990	---	---	---	---	---	293	3128	91.6	800	32.0	0.397	2463	*		
			---	---	---	---	---	---	---	325	3132			92.2		800	2500
			---	---	1040	---	---	---	---	340	3126			92.5		800	2500
			---	---	---	1185	---	---	---	388	3125			93.2		800	2500
			---	---	---	---	1375	---	---	451	3132			94.0		800	2500
			---	---	---	---	---	---	1615	530	3133			94.6		800	2500
			---	---	---	---	---	---	1880	617	3132			95.2		800	2500
49	825	915	---	---	---	---	---	270	3121	91.1	740	37.3	0.466	2307	*		
			---	---	---	---	---	---	---	299	3119			91.8		740	2352
			---	---	960	---	---	---	---	313	3118			92.1		740	2371
			---	---	---	1090	---	---	---	357	3130			92.8		740	2410
			---	---	---	---	1270	---	---	416	3125			93.6		740	2465
			---	---	---	---	---	---	1495	489	3121			94.3		740	2500
			---	---	---	---	---	---	1740	569	3122			94.9		740	2500
50	765	845	---	---	---	---	---	250	3121	90.6	690	43.0	0.54	2255	*		
			---	---	---	---	---	---	---	277	3133			91.3		690	2293
			---	---	885	---	---	---	---	291	3139			91.6		690	2299
			---	---	---	1010	---	---	---	332	3136			92.4		690	2346
			---	---	---	---	1180	---	---	386	3125			93.3		690	2410
			---	---	---	---	---	---	1385	454	3132			94.0		690	2466
			---	---	---	---	---	---	1615	529	3128			94.7		690	2500
51	710	790	---	---	---	---	---	231	3103	90.1	640	49.2	0.625	2063	*		
			---	---	---	---	---	---	---	256	3095			90.9		640	2097
			---	---	825	---	---	---	---	269	3110			91.2		640	2109
			---	---	---	945	---	---	---	307	3097			92.1		640	2155
			---	---	---	---	1100	---	---	357	3099			93.0		640	2214
			---	---	---	---	---	---	1295	420	3098			93.8		640	2258
			---	---	---	---	---	---	1505	490	3106			94.4		640	2285
52	665	735	---	---	---	---	---	215	3090	89.7	600	55.7	0.713	1972	*		
			---	---	---	---	---	---	---	239	3103			90.5		600	2022
			---	---	775	---	---	---	---	251	3089			90.8		600	2045
			---	---	---	885	---	---	---	286	3088			91.7		600	2086
			---	---	---	---	1030	---	---	334	3092			92.7		600	2140
			---	---	---	---	---	---	1210	393	3099			93.5		600	2172
			---	---	---	---	---	---	1410	458	3101			94.2		600	2221

Nota (*) - VENTILAZIONE SOLO L.O. / FAN ONLY SIDE COMMUTATOR

Nota (°) - Regolazione di campo / Field weakening



Potenza eccitazione Excitation power (w)	3000	Tipo Size	MGL C 280 P
Cost. tempo eccitaz. Field time constant (ms)	510		
Massa del motore Mass of the motor (Kg)	1830	Ventilazione Ventilation	IC 06
Momento d'inerzia rotore Rotor inertia moment (Kgm2)	8.3		

Avv.	Velocità nominale n/min a tensione nominale di armatura Rated speed (rev/min) at rated voltage							Potenza Power kW	Coppia vel.nomin. Torque at rated speed Nm	Rendimento Efficiency %	Circuito di armatura Armature circuit			Max giri Max. speed (°)
	400	440	460	520	600	700	810				Corrente Current Amp	Res. 115°C mOhm	Ind. mH	
53	620	---	---	---	---	---	---	203	3129	89.1	570	62.7	0.801	2097
		690	---	---	---	---	---	226	3122	90.0	570			2156
		725	---	---	---	---	---	237	3120	90.4	570			2170
		830	---	---	---	---	---	271	3113	91.3	570			2229
		965	---	---	---	---	---	316	3123	92.3	570			2290
		1140	---	---	---	---	---	372	3114	93.2	570			2354
		1325	---	---	---	---	---	434	3125	93.9	570			2399
		---	---	---	---	---	---	---	---	---	---			---
54	605	---	---	---	---	---	---	197	3113	88.8	555	66.3	0.848	2212
		670	---	---	---	---	---	219	3125	89.7	555			2257
		705	---	---	---	---	---	230	3116	90.1	555			2299
		805	---	---	---	---	---	263	3119	91.1	555			2348
		935	---	---	---	---	---	307	3132	92.1	555			2404
		1105	---	---	---	---	---	361	3123	93.0	555			2482
		1290	---	---	---	---	---	422	3121	93.8	555			2500
		---	---	---	---	---	---	---	---	---	---			---
55	555	---	---	---	---	---	---	182	3125	88.2	515	76.5	0.988	2100
		620	---	---	---	---	---	202	3111	89.2	515			2180
		650	---	---	---	---	---	212	3114	89.6	515			2207
		745	---	---	---	---	---	243	3110	90.6	515			2262
		870	---	---	---	---	---	283	3109	91.7	515			2344
		1025	---	---	---	---	---	334	3112	92.7	515			2404
		1195	---	---	---	---	---	390	3115	93.5	515			2454
		---	---	---	---	---	---	---	---	---	---			---
56	515	---	---	---	---	---	---	168	3117	87.6	480	87.4	1.14	1948
		575	---	---	---	---	---	187	3106	88.6	480			2029
		605	---	---	---	---	---	196	3103	89.0	480			2050
		690	---	---	---	---	---	225	3112	90.1	480			2096
		810	---	---	---	---	---	263	3098	91.3	480			2161
		955	---	---	---	---	---	310	3101	92.3	480			2228
		1115	---	---	---	---	---	362	3103	93.2	480			2285
		---	---	---	---	---	---	---	---	---	---			---
57	480	---	---	---	---	---	---	158	3142	86.8	455	99.1	1.29	1833
		535	---	---	---	---	---	176	3139	87.9	455			2022
		565	---	---	---	---	---	185	3125	88.3	455			2155
		645	---	---	---	---	---	212	3136	89.5	455			2232
		755	---	---	---	---	---	248	3131	90.7	455			2306
		890	---	---	---	---	---	293	3139	91.9	455			2383
		1045	---	---	---	---	---	342	3125	92.8	455			2461
		---	---	---	---	---	---	---	---	---	---			---
58	450	---	---	---	---	---	---	148	3142	86.1	430	111.4	1.46	1709
		500	---	---	---	---	---	165	3152	87.3	430			1902
		530	---	---	---	---	---	173	3126	87.8	430			2000
		605	---	---	---	---	---	199	3138	89.0	430			2296
		710	---	---	---	---	---	233	3132	90.3	430			2500
		840	---	---	---	---	---	275	3130	91.5	430			2500
		980	---	---	---	---	---	322	3137	92.5	430			2500
		---	---	---	---	---	---	---	---	---	---			---
59	425	---	---	---	---	---	---	138	3110	85.4	405	124.5	1.65	1614
		470	---	---	---	---	---	154	3137	86.6	405			1783
		495	---	---	---	---	---	162	3133	87.2	405			1886
		570	---	---	---	---	---	186	3125	88.5	405			2163
		665	---	---	---	---	---	218	3135	89.8	405			2500
		790	---	---	---	---	---	258	3122	91.1	405			2500
		925	---	---	---	---	---	302	3120	92.1	405			2500
		---	---	---	---	---	---	---	---	---	---			---

Nota (*) - VENTILAZIONE SOLO L.O. / FAN ONLY SIDE COMMUTATOR

Nota (°) - Regolazione di campo / Field weakening



Potenza eccitazione
Excitation power (w) 3500
Cost. tempo eccitaz.
Field time constant (ms) 530
Massa del motore
Mass of the motor (Kg) 1880
Momento d'inerzia rotore
Rotor inertia moment (Kgm2) 8.8

Tipo
Size MGL C 280 X
Ventilazione
Ventilation IC 06

Avv.	Velocità nominale n/min a tensione nominale di armatura Rated speed (rev/min) at rated voltage							Potenza Power kW	Coppia vel.nomin. Torque at rated speed Nm	Rendimento Efficiency %	Circuito di armatura Armature circuit			Max giri Max. speed (°)	*
	400	440	460	520	600	700	810				Corrente Current Amp	Res. 115°C mOhm	Ind. mH		
39	1490	---	---	---	---	---	---	534	3424	94.1	1420	11.0	0.135	2500	*
		1645	---	---	---	---	---	590	3427	94.5	1420			2500	*
		---	1725	---	---	---	---	618	3423	94.7	1420			2500	*
40	1355	---	---	---	---	---	---	487	3434	93.7	1300	13.2	0.162	2500	*
		1500	---	---	---	---	---	539	3429	94.1	1300			2500	*
		---	1570	---	---	---	---	564	3432	94.3	1300			2500	*
41	1240	---	---	---	---	---	---	446	3436	93.3	1195	15.6	0.192	2407	*
		1370	---	---	---	---	---	493	3438	93.8	1195			2442	*
		---	1440	---	---	---	---	517	3428	94.0	1195			2460	*
		---	---	1635	---	---	---	588	3433	94.6	1195			2492	*
42	1145	---	---	---	---	---	---	411	3427	93.0	1105	18.1723	0.225	2291	*
		1265	---	---	---	---	---	454	3431	93.5	1105			2332	*
		---	1325	---	---	---	---	476	3433	93.7	1105			2343	*
		---	---	1510	---	---	---	542	3426	94.3	1105			2380	*
43	1060	---	---	---	---	---	---	381	3436	92.6	1030	21.0	0.261	2161	*
		1175	---	---	---	---	---	422	3430	93.1	1030			2202	*
		---	1230	---	---	---	---	442	3434	93.4	1030			2204	*
		---	---	1400	---	---	---	503	3433	94.0	1030			2240	*
		---	---	---	1625	---	---	584	3435	94.6	1030			2278	*
44	990	---	---	---	---	---	---	356	3434	92.2	965	24.0	0.298	2051	
		1095	---	---	---	---	---	394	3437	92.8	965			2073	
		---	1150	---	---	---	---	413	3430	93.0	965			2088	
		---	---	1305	---	---	---	470	3441	93.7	965			2118	
		---	---	---	1520	---	---	546	3432	94.4	965			2159	
45	925	---	---	---	---	---	---	332	3432	91.9	905	27.1	0.34	2186	
		1025	---	---	---	---	---	368	3430	92.5	905			2217	
		---	1075	---	---	---	---	386	3430	92.7	905			2238	
		---	---	1225	---	---	---	440	3427	93.4	905			2280	*
		---	---	---	1420	---	---	511	3436	94.1	905			2320	*
		---	---	---	---	1670	---	600	3432	94.8	905			2358	*

Nota (*) - VENTILAZIONE SOLO L.O. / FAN ONLY SIDE COMMUTATOR

Nota (°) - Regolazione di campo / Field weakening

CEAR S.r.l. - Via Valchiampo,14 - 36050 MONTORSO (Vicenza) - Italy

Telefoni 0039 0444 685505 - 685062 - Fax 0039 0444 686190 - www.cearmotors.com - info@cearmotors.com



Potenza eccitazione Excitation power (w)	3500	Tipo Size	MGL C 280 X
Cost. tempo eccitaz. Field time constant (ms)	530		
Massa del motore Mass of the motor (Kg)	1880	Ventilazione Ventilation	IC 06
Momento d'inerzia rotore Rotor inertia moment (Kgm2)	8.8		

Avv.	Velocità nominale n/min a tensione nominale di armatura Rated speed (rev/min) at rated voltage							Potenza Power kW	Coppia vel.nomin. Torque at rated speed Nm	Rendimento Efficiency %	Circuito di armatura Armature circuit			Max giri Max. speed (°)	
	400	440	460	520	600	700	810				Corrente Current Amp	Res. 115°C mOhm	Ind. mH		
46	870	---	---	---	---	---	---	313	3433	91.5	855	30.5	0.383	1960	*
		965	---	---	---	---	---	346	3429	92.1	855			1991	
		1010	---	---	---	---	---	363	3437	92.4	855			1999	
		1150	---	---	---	---	---	414	3437	93.1	855			2043	
		1335	---	---	---	---	---	481	3443	93.9	855			2071	
		1570	---	---	---	---	---	566	3441	94.5	855			2112	
47	820	---	---	---	---	---	---	295	3437	91.1	810	34.1	0.429	2077	
		910	---	---	---	---	---	327	3433	91.8	810			2118	
		950	---	---	---	---	---	343	3449	92.1	810			2132	
		1085	---	---	---	---	---	391	3443	92.8	810			2170	
		1260	---	---	---	---	---	455	3448	93.6	810			2212	
		1485	---	---	---	---	---	535	3440	94.3	810			2265	
48	805	---	---	---	---	---	---	291	3454	91.0	800	35.1	0.44	2216	
		895	---	---	---	---	---	323	3444	91.7	800			2263	
		940	---	---	---	---	---	339	3439	92.0	800			2292	
		1070	---	---	---	---	---	386	3444	92.8	800			2325	
		1245	---	---	---	---	---	449	3444	93.5	800			2386	
		1465	---	---	---	---	---	528	3441	94.3	800			2427	
49	745	---	---	---	---	---	---	268	3432	90.5	740	40.9	0.517	2083	
		825	---	---	---	---	---	297	3437	91.2	740			2120	
		865	---	---	---	---	---	312	3439	91.5	740			2136	
		985	---	---	---	---	---	355	3445	92.3	740			2178	
		1145	---	---	---	---	---	414	3451	93.2	740			2222	
		1350	---	---	---	---	---	487	3444	94.0	740			2284	
50	685	---	---	---	---	---	---	248	3460	89.9	690	47.2	0.599	2019	*
		760	---	---	---	---	---	275	3461	90.7	690			2062	
		800	---	---	---	---	---	289	3449	91.1	690			2079	
		915	---	---	---	---	---	330	3443	91.9	690			2125	
		1065	---	---	---	---	---	384	3446	92.8	690			2175	
		1250	---	---	---	---	---	452	3457	93.7	690			2225	
51	640	---	---	---	---	---	---	229	3417	89.5	640	53.9	0.699	1859	*
		710	---	---	---	---	---	254	3416	90.2	640			1884	
		745	---	---	---	---	---	267	3422	90.7	640			1904	
		850	---	---	---	---	---	305	3427	91.6	640			1938	
		990	---	---	---	---	---	355	3424	92.4	640			1992	
		1170	---	---	---	---	---	418	3412	93.3	640			2040	
52	595	---	---	---	---	---	---	213	3422	88.9	600	61.1	0.792	1765	
		665	---	---	---	---	---	237	3402	89.7	600			1829	
		695	---	---	---	---	---	249	3417	90.1	600			1834	
		795	---	---	---	---	---	284	3414	91.1	600			1874	
		930	---	---	---	---	---	332	3404	92.1	600			1932	
		1095	---	---	---	---	---	391	3407	93.0	600			1966	
								1275	456	93.8	600			2009	

Nota (*) - VENTILAZIONE SOLO L.O. / FAN ONLY SIDE COMMUTATOR

Nota (°) - Regolazione di campo / Field weakening

CEAR S.r.l. - Via Valchiampo,14 - 36050 MONTORSO (Vicenza) - Italy

Telefoni 0039 0444 685505 - 685062 - Fax 0039 0444 686190 - www.cearmotors.com - info@cearmotors.com



Potenza eccitazione
Excitation power (w) 3500
Cost. tempo eccitaz.
Field time constant (ms) 530
Massa del motore
Mass of the motor (Kg) 1880
Momento d'inerzia rotore
Rotor inertia moment (Kgm2) 8.8

Tipo
Size MGL C 280 X
Ventilazione
Ventilation IC 06

Avv.	Velocità nominale n/min a tensione nominale di armatura Rated speed (rev/min) at rated voltage							Potenza Power kW	Coppia vel.nomin. Torque at rated speed Nm	Rendimento Efficiency %	Circuito di armatura Armature circuit			Max giri Max. speed (°)
	400	440	460	520	600	700	810				Corrente Current Amp	Res. 115°C mOhm	Ind. mH	
53	560	---	---	---	---	---	---	201	3430	88.2	570	68.7	0.890	1894
		620	---	---	---	---	---	224	3444	89.2	570			1938
		655	---	---	---	---	---	235	3424	89.6	570			1961
		745	---	---	---	---	---	269	3443	90.6	570			2001
		870	---	---	---	---	---	314	3442	91.7	570			2065
		1025	---	---	---	---	---	370	3445	92.7	570			2117
		1200	---	---	---	---	---	432	3434	93.5	570			2172
		---	---	---	---	---	---	---	---	---	---			---
54	540	---	---	---	---	---	---	195	3453	87.9	555	72.7	0.943	1974
		600	---	---	---	---	---	217	3456	88.9	555			2022
		635	---	---	---	---	---	228	3430	89.3	555			2071
		725	---	---	---	---	---	261	3437	90.4	555			2115
		845	---	---	---	---	---	305	3443	91.5	555			2173
		995	---	---	---	---	---	360	3450	92.5	555			2235
		1165	---	---	---	---	---	420	3441	93.4	555			2288
		---	---	---	---	---	---	---	---	---	---			---
55	500	---	---	---	---	---	---	180	3429	87.2	515	83.9	1.10	1893
		555	---	---	---	---	---	200	3441	88.3	515			1951
		585	---	---	---	---	---	210	3430	88.7	515			1985
		670	---	---	---	---	---	241	3430	89.9	515			2034
		785	---	---	---	---	---	281	3421	91.0	515			2115
		925	---	---	---	---	---	332	3428	92.1	515			2169
		1080	---	---	---	---	---	388	3430	93.0	515			2217
		---	---	---	---	---	---	---	---	---	---			---
56	465	---	---	---	---	---	---	166	3411	86.5	480	95.8	1.27	1759
		515	---	---	---	---	---	185	3431	87.6	480			1817
		545	---	---	---	---	---	194	3408	88.1	480			1847
		625	---	---	---	---	---	223	3406	89.3	480			1898
		730	---	---	---	---	---	261	3411	90.6	480			1947
		860	---	---	---	---	---	308	3421	91.7	480			2007
		1005	---	---	---	---	---	360	3422	92.7	480			2061
		---	---	---	---	---	---	---	---	---	---			---
57	430	---	---	---	---	---	---	156	3464	85.7	455	108.6	1.44	1642
		480	---	---	---	---	---	174	3460	86.9	455			1815
		505	---	---	---	---	---	183	3459	87.4	455			1926
		580	---	---	---	---	---	210	3455	88.7	455			2007
		680	---	---	---	---	---	246	3449	90.0	455			2076
		805	---	---	---	---	---	291	3449	91.2	455			2154
		940	---	---	---	---	---	340	3454	92.2	455			2214
		---	---	---	---	---	---	---	---	---	---			---
58	405	---	---	---	---	---	---	146	3443	84.9	430	122.1	1.63	1538
		450	---	---	---	---	---	163	3455	86.2	430			1713
		475	---	---	---	---	---	171	3447	86.7	430			1793
		545	---	---	---	---	---	197	3450	88.1	430			2067
		640	---	---	---	---	---	231	3444	89.5	430			2334
		755	---	---	---	---	---	273	3456	90.8	430			2409
		885	---	---	---	---	---	320	3451	91.9	430			2477
		---	---	---	---	---	---	---	---	---	---			---
59	380	---	---	---	---	---	---	136	3430	84.2	405	136.5	1.84	1443
		425	---	---	---	---	---	152	3426	85.5	405			1612
		445	---	---	---	---	---	160	3442	86.1	405			1696
		510	---	---	---	---	---	184	3453	87.6	405			1937
		600	---	---	---	---	---	216	3443	89.0	405			2281
		710	---	---	---	---	---	256	3448	90.4	405			2396
		835	---	---	---	---	---	300	3434	91.5	405			2470
		---	---	---	---	---	---	---	---	---	---			---

Nota (*) - VENTILAZIONE SOLO L.O. / FAN ONLY SIDE COMMUTATOR

Nota (°) - Regolazione di campo / Field weakening

CEAR S.r.l. - Via Valchiampo,14 - 36050 MONTORSO (Vicenza) - Italy

Telefoni 0039 0444 685505 - 685062 - Fax 0039 0444 686190 - www.cearmotors.com - info@cearmotors.com



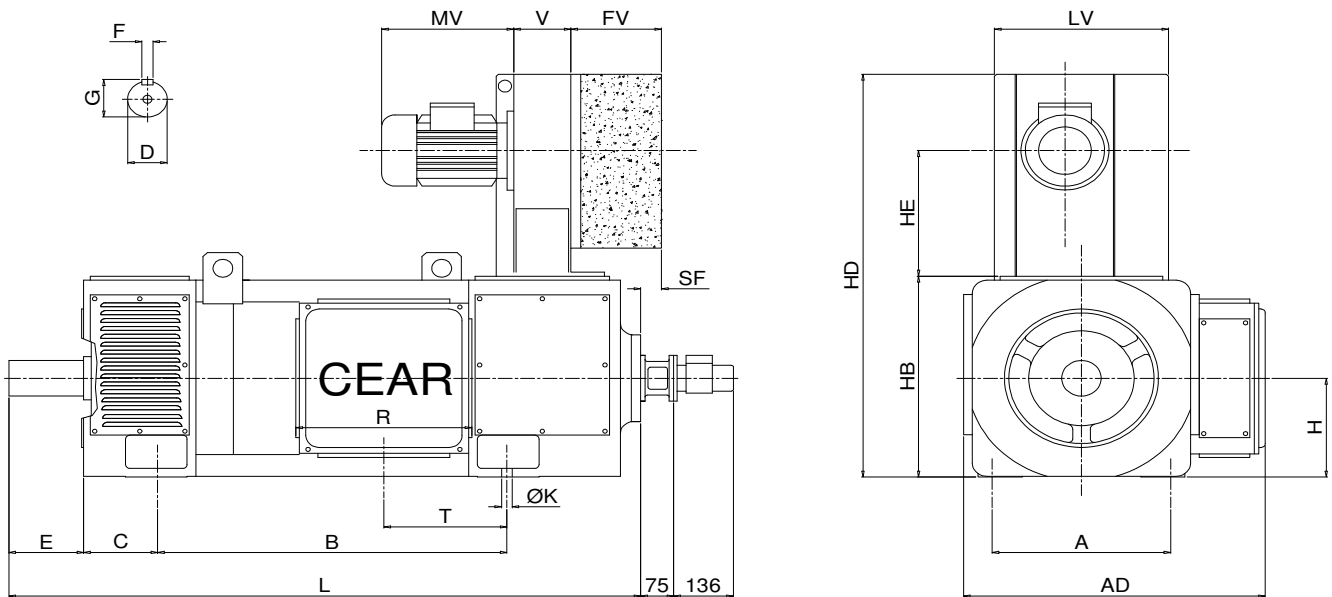
MOTORI C.C. SERIE MGLC - D.C. MOTORS SERIES MGLC

Forma costr. IM B3 e derivate - Mounting IM B3 and derived

Protezione IP23S - Protection IP23S

Ventilazione IC06 - Cooling IC06

MGLC 250 - 280



TYPE	SIZE	PIAZZAMENTO					INGOMBRO				ELETTOVENTILATORE					
		A	B	C	H	K	HD	HB	L	AD	FV	MV	V	SF	LV	HE
250	K	406	624	168	250	24	1119	508	1266	686	206	300	130	48	396	318
	S		674						1316							
	M		724						1366							
	L		784						1426							
	P		854						1496							
	X		894						1536							
280	S	457	700	190	280	27	1342	557	1431	811	345	332	235	224	690	470
	M		760						1491							
	L		830						1561							
	P		920						1651							
	X		970						1701							

TYPE	ALBERO				MORSETTIERA	
	E	D	F	G	R	T
250	170	95	25	100	400	280
280	210	110	28	116	420	305

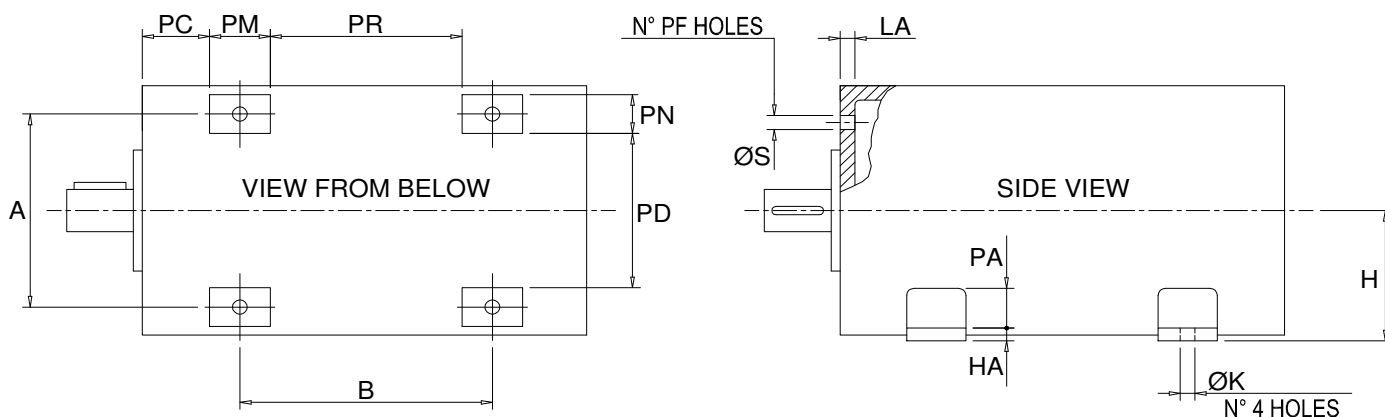


PIAZZAMENTO - QUOTE AUSILIARIE

18.05.2007
Sheet N°

PLACEMENT - AUXILIARY DIMENSION

Tables N°



TIPO/TYPE	A	PD	PN	PC	PM	PR	B	K	S	PF	LA	PA	HA	H	
80	S	170	123	36	57	55	100	160	9	11.5	4	16	31	9	80
	M						125	185							
	L						160	220							
100	S	216	150	45	54	65	132	192	12	14	4	20	35	10	100
	M						157	217							
	L						192	252							
112	S	190	146	31	48	52	228	288	12	14	4	16	40	15	112
	M						258	318							
	L						298	358							
132	S	216	172	38	62	55	275	330	12	14	4	20	40	15	132
	M						315	370							
	L						365	420							
	P						415	470							
160	K	254	200	50	71	75	268	342	14	18	4	25	52	15	160
	S						298	372							
	M						338	412							
	L						388	462							
180	P	279	225	54	77	80	418	492	14	18	4	30	55	20	180
	K						298	370							
	S						338	410							
	M						378	450							
	L						428	500							
	P						468	540							
200	X	318	222	75	75	100	508	580	18	18	4	30	70	20	200
	K						416	500							
	S						466	550							
	M						506	590							
	L						556	640							
	P						596	680							
	X						636	720							
250	X2	406	316	85	95	140	676	760	24	19	8	38	85	25	250
	K						490	624							
	S						540	674							
	M						590	724							
	L						650	784							
	P						720	854							
	X						760	894							
	X2						800	934							
	X4						910	1044							
315	K	508	390	120	110	160	550	710	28	24	8	45	105	35	315
	S						605	765							
	M						670	830							
	L						750	910							
	P						850	1010							
	X						910	1070							
	X2						980	1140							
400	K	686	496	152	175	200	595	785	35	24	8	60	140	35	400
	S						665	855							
	M						745	935							
	L						845	1035							
	P						965	1155							
	X						1045	1235							

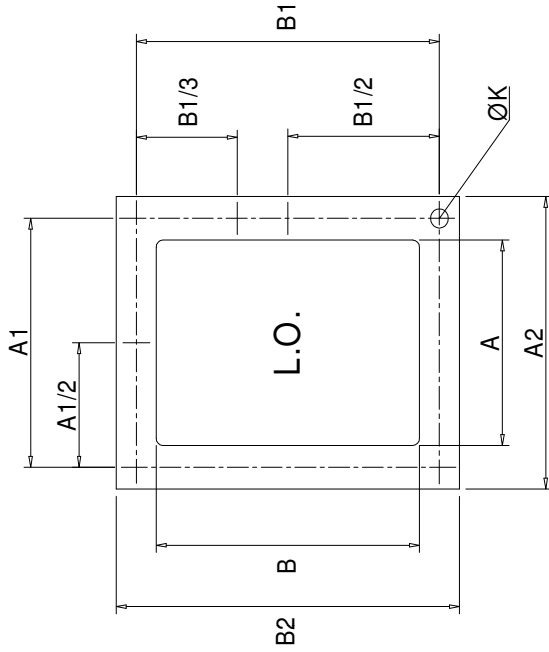


Tabella quote per bocchette di
adattamento ventilazione separata

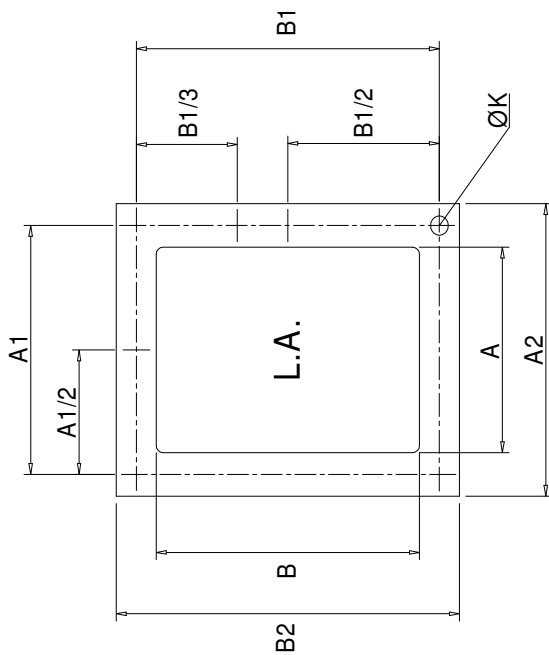
Dimensions table of adapted openings
for separated ventilation

18.05.2007
Sheet N°

Tables N° 40



A1/2 = B1/2 = N° 8 FORI
B1/3 = N° 10 FORI
A1/2 = B1/2 = N° 8 HOLES
B1/3 = N° 10 HOLES



A	B	A1	B1	A2	B2	TIPO
ON TOP / SUPERIORI						
98	145	108	160	120	172	80
ON SIDE / LATERALI						
98	90	108	90	120	105	
ON TOP / SUPERIORI						
100	170	113	178	125	134	100
ON SIDE / LATERALI						
100	120	113	122	125	190	
85	140	98	145	110	155	112
105	180	118	185	130	197	132
115	210	135	220	155	240	160
175	240	195	216	215	256	180
230	250	265	265	285	285	200
260	310	285	335	305	355	250
180		205		225		250 1
355	385	390	405	410	425	315
205		240		260		315 1
410	480	440	504	470	530	400

FORI / HOLES	
N°	K
4	6
4	7
8	7
8	9
10	10

TIPO	A	B	A1	B1	A2	B2
ON TOP / SUPERIORI						
80	90	145	108	160	120	172
ON SIDE / LATERALI						
	90	90	108	90	120	105
ON TOP / SUPERIORI						
100	90	170	113	178	125	190
ON SIDE / LATERALI						
	90	120	113	122	125	134
112	70	140	98	145	110	155
132	90	180	118	185	130	197
160	110	210	135	220	155	240
180	112	240	135	216	155	256
200	130	250	165	265	185	285
250	180	310	205	335	225	355
250 1						
315	205	385	240	405	260	425
315 1						
400	290	480	320	504	350	530